

## Data Sheet | Item Number: 281-470

Insulation stop; 0.08 - 0.2 mm<sup>2</sup> "s" (0.14 mm<sup>2</sup> "f-st"); 5 pieces/strip; white

<https://www.wago.com/281-470>



Color: ■ white

### Connection Data

#### Connection 1

Strip length 9 ... 10 mm / 0.35 ... 0.39 inches

### Material data

Note (material data)	<a href="#">Information on material specifications can be found here</a>
Color	white
Fire load	0.062 MJ
Weight	0.8 g

### Commercial data

Product Group	1 (Rail Mounted Terminal Blocks)
PU (SPU)	200 (25) pcs
Packaging type	Box
Country of origin	DE
GTIN	4017332267335
Customs tariff number	39269097900

### Product Classification

UNSPSC	39121409
eCl@ss 10.0	27-14-11-92
eCl@ss 9.0	27-14-11-92
ETIM 9.0	EC002848
ETIM 10.0	EC002848
ECCN	NO US CLASSIFICATION

### Environmental Product Compliance

RoHS Compliance Status	Compliant, No Exemption
------------------------	-------------------------

### Downloads

#### Environmental Product Compliance

Compliance Search	
Environmental Product Compliance 281-470	<a href="#">↓</a>

### Documentation

Bid Text			
281-470	19.02.2019	xml 2.55 KB	<a href="#">↓</a>
281-470	28.04.2017	doc 23.50 KB	<a href="#">↓</a>

### CAD/CAE-Data

CAD data	
2D/3D Models 281-470	<a href="#">↓</a>

CAE data	
WSCAD Universe 281-470	<a href="#">↓</a>
ZUKEN Portal 281-470	<a href="#">↓</a>

### Installation Notes

## Installation




The problem: Wiring programmable logic controllers and microprocessor-operated control circuits often relies on very small, fine-stranded conductors. These conductors are highly flexible and deform when pushed against the conductor stop in terminal blocks. As a result, the conductor insulation – not the copper conductor – may be clamped, causing intermittent contact or no contact at all. Common to all terminal block types currently offered, this problem creates unnecessary downtime for troubleshooting.

The solution: An insulation stop for rail-mount terminal blocks. Insulation stops automatically bundle the cores of fine-stranded conductors when inserted into the clamping unit, preventing splaying. This also limits the conductor entry to a defined cross sectional area – ensuring the actual conductor, not the insulation, will enter the clamping unit.


Insulation stops are available as dividable 5-pole strips for 279, 280/780/870/880 and 281/781 Series Rail-Mount Terminal Blocks.

Insulation stop usage will not affect the conductor strip lengths for the aforementioned rail-mount terminal blocks.


## Conductor termination



Insert stripped, untwisted conductor into insulation stop.



The conductor is bundled.



The conductor insulation is prevented from being pushed into the clamping unit by the positive stop.