

136-470 8W 3000K specific configuration

Refl downl | black | Ø95mm | 60° | 3-CCT | 5~8W | GST18i3

Introduction

Purpose of this Document

This document provides information for 136-470 8W 3000K. During measurement, the product is used in a different mode where output power, colour temperature and/or beam angle are changed from factory standard. These adjustments can be made without altering the product and are designed to be set by the installer. In most cases, the options are set through switches on the product.

Results

Total input power	7.5 W
Correlated Colour Temperature	2983 K
Total lumen output	557 lm
Efficiency	74 lm/W

Electrical measurement details

Input Power

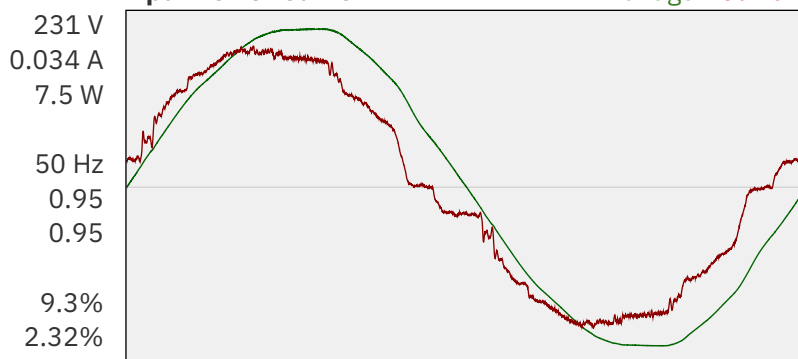
RMS Input voltage feed. V_{RMS}	231 V
RMS Input current feed. I_{RMS}	0.034 A
Total input power	7.5 W

Frequency of input power	50 Hz
Power factor	0.95
Displacement power factor	0.95

Total harmonic distortion of the current	9.3%
Total harmonic distortion of the voltage	2.32%

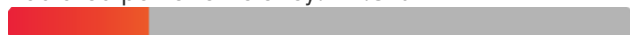
Input Power Curve

Voltage - Current



Efficiency

Radiated power efficiency: 22.8%



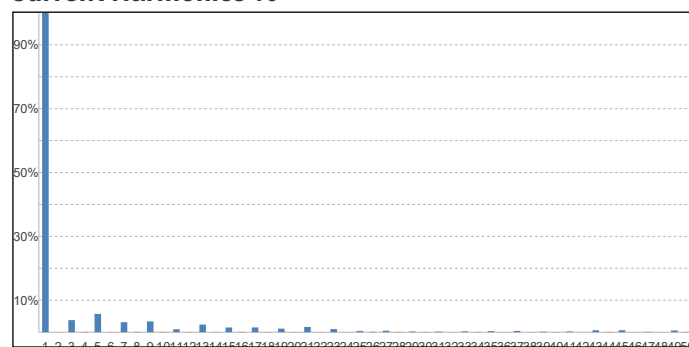
Lumen efficiency: 74 lm/W



Harmonics

3rd Harmonic	3.79%
5th Harmonic	5.73%
7th Harmonic	3.15%
9th Harmonic	3.39%
11th Harmonic	0.93%

Current Harmonics %



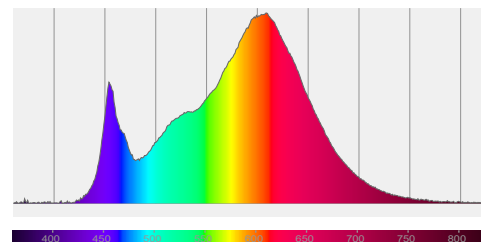
136-470 8W 3000K specific configuration

Colour measurement details

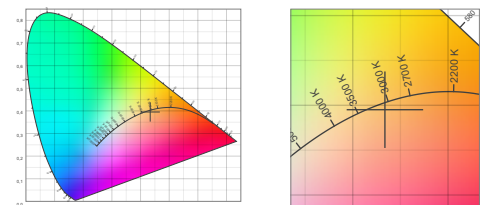
Total lumen output 557 lm
 Correlated Colour Temperature 2983 K
 Colour coordinates CIE 1931 (x;y) = (0.434;0.395)
 Colour deviation from BBL Duv = -0.0032

TM30-18 Colour Fidelity Index R_f 85.1
 TM30-18 Colour Gamut Index R_g 94.9
 Colour Rendering Index (Ra) CRI 84.1
 Colour Rendering Index. (red component) $R_9 = 12.1$

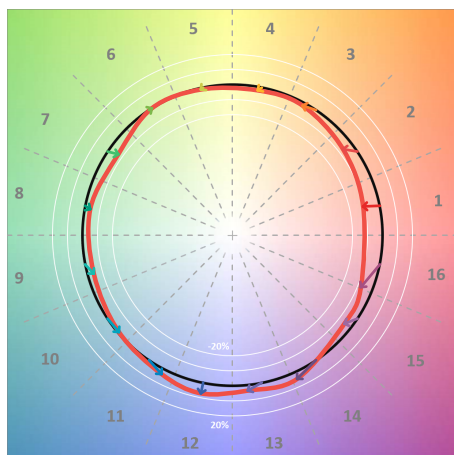
Colour Quality Scale CQS = 83.0
 Television Lighting Consistency Index TLCI = 71



Relative spectral power distribution



TM30 details

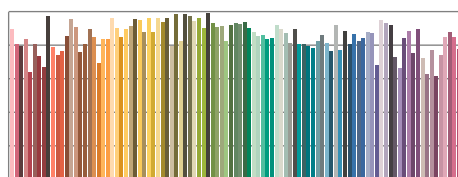


TM30 Colour vectors per hue bin

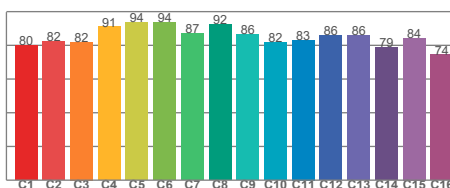


TM30 Colour distortion

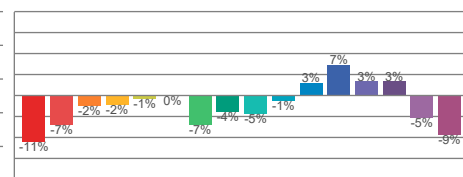
Hue Bin	R_f	Shifts (%)	
		Chroma	Hue
C1	80	-11%	2%
C2	82	-7%	7%
C3	82	-2%	9%
C4	91	-2%	2%
C5	94	-1%	2%
C6	94	0%	-2%
C7	87	-7%	-2%
C8	92	-4%	2%
C9	86	-5%	7%
C10	82	-1%	12%
C11	83	3%	12%
C12	86	7%	0%
C13	86	3%	-10%
C14	79	3%	-17%
C15	84	-5%	-8%
C16	74	-9%	-17%



TM30-18 R_f -values per reference colour

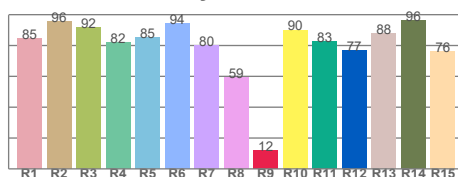


TM30-18 R_f -values per hue bin

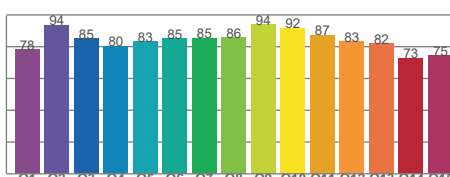


TM30 Chroma shift

Colour Quality details



Colour Rendering Index



Colour Quality Scale