

136-478 30W 3000K specific configuration

Refl downl | black | Ø280mm | 60° | 3-CCT | 18~30W | GST18i3

Introduction

Purpose of this Document

This document provides information for 136-478 30W 3000K. During measurement, the product is used in a different mode where output power, colour temperature and/or beam angle are changed from factory standard. These adjustments can be made without altering the product and are designed to be set by the installer. In most cases, the options are set through switches on the product.

Results

Total input power	27.8 W
Correlated Colour Temperature	2976 K
Total lumen output	2888 lm
Efficiency	104 lm/W

Electrical measurement details

Input Power

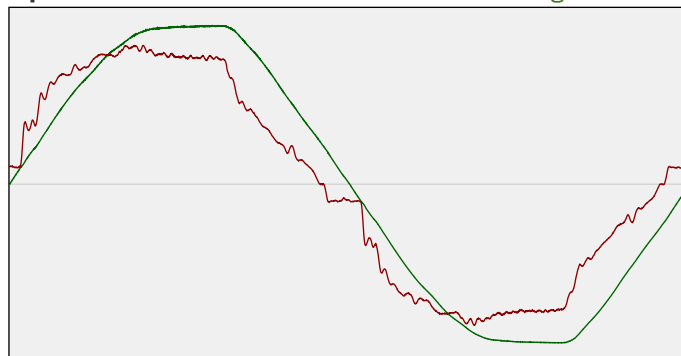
RMS Input voltage feed. V_{RMS}	225 V
RMS Input current feed. I_{RMS}	0.129 A
Total input power	27.8 W

Frequency of input power	50 Hz
Power factor	0.95
Displacement power factor	0.96

Total harmonic distortion of the current	9.51%
Total harmonic distortion of the voltage	3.13%

Input Power Curve

Voltage - Current



Efficiency

Radiated power efficiency: 31.9%



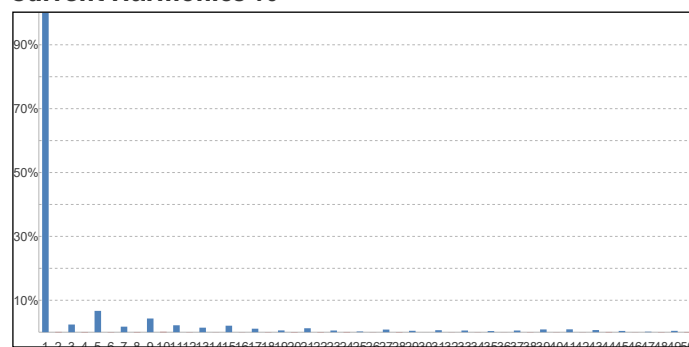
Lumen efficiency: 104 lm/W



Harmonics

3rd Harmonic	2.4%
5th Harmonic	6.68%
7th Harmonic	1.74%
9th Harmonic	4.29%
11th Harmonic	2.17%

Current Harmonics %



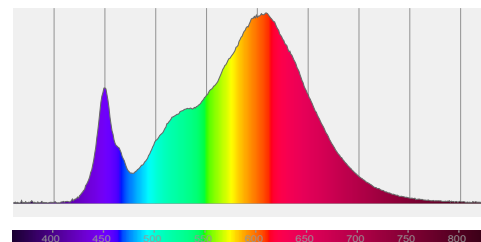
136-478 30W 3000K specific configuration

Colour measurement details

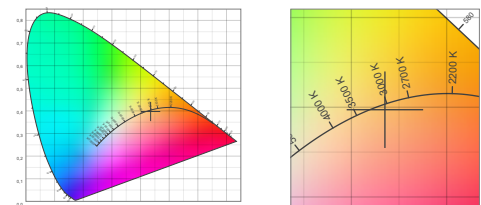
Total lumen output 2888 lm
 Correlated Colour Temperature 2976 K
 Colour coordinates CIE 1931 (x;y) = (0.435;0.397)
 Colour deviation from BBL Duv = -0.0025

TM30-18 Colour Fidelity Index R_f 85.1
 TM30-18 Colour Gamut Index R_g 97.8
 Colour Rendering Index (Ra) CRI 83.9
 Colour Rendering Index. (red component) $R_9 = 10.2$

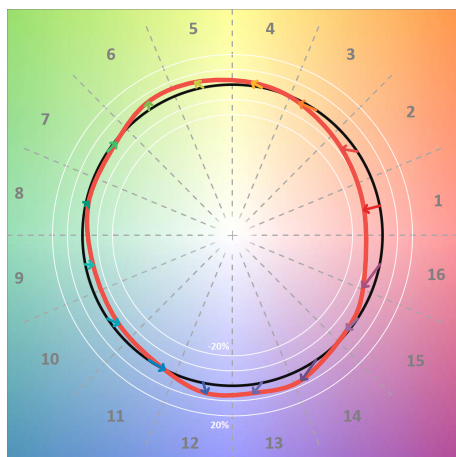
Colour Quality Scale CQS = 82.4
 Television Lighting Consistency Index TLCI = 68



Relative spectral power distribution



TM30 details

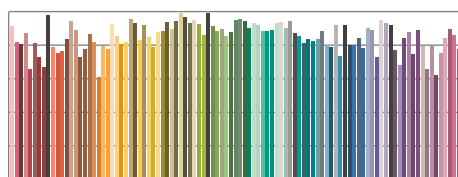


TM30 Colour vectors per hue bin

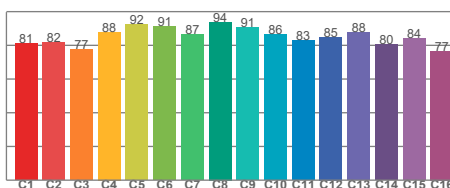


TM30 Colour distortion

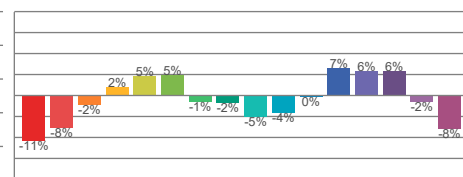
Hue Bin	R_f	Shifts (%)	
		Chroma	Hue
C1	81	-11%	-1%
C2	82	-8%	7%
C3	77	-2%	12%
C4	88	2%	7%
C5	92	5%	4%
C6	91	5%	-3%
C7	87	-1%	-8%
C8	94	-2%	-3%
C9	91	-5%	1%
C10	86	-4%	7%
C11	83	0%	12%
C12	85	7%	3%
C13	88	6%	-7%
C14	80	6%	-15%
C15	84	-2%	-10%
C16	77	-8%	-17%



TM30-18 R_f -values per reference colour

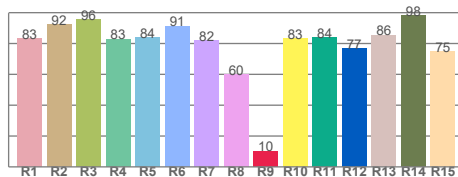


TM30-18 R_f -values per hue bin

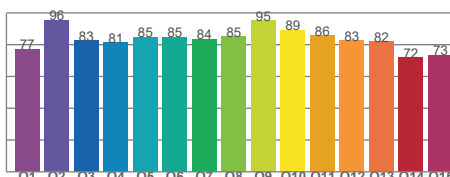


TM30 Chroma shift

Colour Quality details



Colour Rendering Index



Colour Quality Scale