

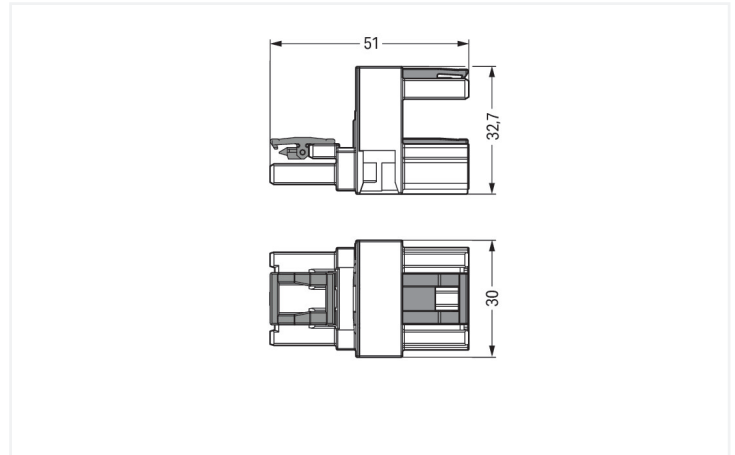
## Data Sheet | Item Number: 770-635

h-distribution connector; 3-pole; Cod. A; 1 input; 2 outputs; outputs on both sides; 3 locking levers; for flying leads; black

<https://www.wago.com/770-635>



Color: ■ black



Dimensions in mm

### Distribution connector WINSTA® MIDI A coding

The WINSTA® MIDI distribution connector rated current 25 A supports fast, reliable installation. The pluggable installation connectors with spring pressure connection technology work entirely without screw connections. They allow fast, efficient, error-free installation in numerous applications. The coding options reduce installation errors, allowing fast, secure wiring of all components. The pluggable installation connector is protected in accordance with protection type IP20 (When mated: IP2xC (These compact connectors are not designed for use in open, easily accessible areas!)). That results in the fact that users' fingers will never come into contact with live elements. Thanks to the color coding and mechanical A coding of WINSTA® MIDI pluggable installation connectors, you can clearly distinguish different circuits. The rated current and voltage are important criteria for selecting a pluggable installation connector: They provide information about possible domains of use and applications. This product has a current rating of 25 A – as a result it is suitable for robust loads. WINSTA® MIDI with Push-in CAGE CLAMP® spring pressure connection technology is found in a broad range of individual products you can use for quick, easy and maximally flexible electrical installation.

Push-in CAGE CLAMP® spring pressure connection technology – pluggable installation instead of laborious screw connections!

The WINSTA® Pluggable Connection System is ideally tailored to the strict requirements of building installation. It makes electrical installation pluggable, and consequently more efficient, even more reliable, and error-free. Using this pre-assembled system reduces assembly times and errors during installation at the construction site. Choose quality and durability – with protection type IP20 from WAGO makes the electrical installation of electrical components visibly easier.

- effective protection against mismatching
- pre-assembled versions
- with A coding for use in a large number of general mains applications
- exact dimensions
- rapid, structured electrical installation

### Electrical data

Ratings per	IEC/EN 60664-1		
Overvoltage category	III	III	II
Pollution degree	3	2	2
Nominal voltage	250 V	-	-
Rated impulse withstand voltage	4 kV	-	-
Rated current	25 A	-	-

Approvals per	UL 1977
Rated voltage	600 V
Rated current	23 A

### General information

Note on contact resistance	approx. 1 mΩ of contact resistance approx. 0.25 mΩ contact transition plug/ socket
----------------------------	--

### Connection Data

Total number of potentials	3	<b>Connection 1</b>	
PE function	Preceding PE contact	Pole number	3

### Physical data

Pin spacing	10 mm / 0.394 inches
Width	30 mm / 1.181 inches
Height	32.7 mm / 1.287 inches
Depth	51 mm / 2.008 inches

### Mechanical data

Use	General mains applications
Coding	A
Marking	L ⊕ N
Potential marking	L ⊕ N
Mating force of a plug-in connection	Approx. 20 ... 70 N (depending on pole number)
Retention force of a plug-in connection	When locked: > 80 N
Unmating force of a plug-in connection	Unlocked: approx. 20 ... 70 N (depending on pole number)
Number of mating cycles	200, without resistive load
Type of distribution box	h-distribution connector, outputs at both ends
Protection type	IP20; When mated: IP2xC (These compact connectors are not designed for use in open, easily accessible areas!)
Suitable	for flying leads

### Plug-in connection

Mismating protection	Yes
Note on mismating protection	All <i>WINSTA</i> ® components are 100% protected against mismating when: a.) plugging different numbers of poles b.) plugging while rotated 180 c.) plugging while laterally staggered d.) plugging one pole
Locking lever	Yes
Locking of plug-in connection	Locking lever
Note on locking system	All connectors for mounted installations (snap-in versions for lighting fixtures or devices, all types of PCB and distribution connectors) are factory-equipped with locking levers to ensure plugs and sockets are securely locked. Additional locking levers are only required for flying leads (plug/socket).
Number of locking levers	3

### Material data

Note (material data)	<a href="#">Information on material specifications can be found here</a>
Color	black
Insulation material (main housing)	Polyamide (PA66)
Flammability class per UL94	V0
Contact material	Copper or copper alloy; surface-treated
Contact Plating	Tin
Fire load	0.44 MJ
Weight	23.2 g

### Environmental requirements

Processing temperature	-5 ... +40 °C
Continuous operating temperature	-35 ... +85 °C
Note on continuous operating temperature	Insulating parts for temperatures ≤ 105 °C

### Commercial data

PU (SPU)	50 pcs
Packaging type	Box
Country of origin	DE
GTIN	4045454251468
Customs tariff number	85366990990

### Product Classification

UNSPSC	39121421
eCl@ss 10.0	27-44-06-03
eCl@ss 9.0	27-44-06-03
ETIM 9.0	EC002567
ETIM 10.0	EC002567
ECCN	NO US CLASSIFICATION

### Environmental Product Compliance

RoHS Compliance Status	Compliant, No Exemption
------------------------	-------------------------

### Approvals / Certificates

#### General approvals



Approval	Standard	Certificate Name
CCA DEKRA Certification B.V.	EN 61535	71-123228
CCA DEKRA Certification B.V.	IEC 61535	NL -84761
cURus Underwriters Laboratories Inc.	UL 1977	E45171
cURus Underwriters Laboratories Inc.	UL 1059	E 45172

#### Declarations of conformity and manufacturer's declarations

Approval	Standard	Certificate Name
EU-Declaration of Confor- mity WAGO GmbH & Co. KG	-	-

Approvals for marine applications



Approval	Standard	Certificate Name
ABS American Bureau of Ship- ping	-	24-0095977-PDA
DNV GL Det Norske Veritas, Ger- manischer Lloyd	-	TAE00001Z6
LR Lloyds Register	IEC 61984	LR22429487TA

Downloads

Environmental Product Compliance

Compliance Search
Environmental Product Compliance 770-635

Documentation

Bid Text			
770-635	19.02.2019	xml 2.86 KB	
770-635	12.03.2015	doc 23.00 KB	
ausschreiben.de 770-635			

CAD/CAE-Data

CAD data
2D/3D Models 770-635

CAE data
EPLAN Data Portal 770-635
WSCAD Universe 770-635
ZUKEN Portal 770-635

## 1 Compatible Products

### 1.1 System counterpart

#### 1.1.1 Cable assembly



**Item No.: 771-9993/206-101**  
pre-assembled connecting cable; Eca; Plug/open-ended; 3-pole; Cod. A; H05VV-F 3G 1.5 mm<sup>2</sup>; 1 m; 1,50 mm<sup>2</sup>; black



**Item No.: 771-9993/106-101**  
pre-assembled connecting cable; Eca; Socket/open-ended; 3-pole; Cod. A; H05VV-F 3G 1.5 mm<sup>2</sup>; 1 m; 1,50 mm<sup>2</sup>; black



**Item No.: 771-9993/006-101**  
pre-assembled interconnecting cable; Eca; Socket/plug; 3-pole; Cod. A; H05VV-F 3G 1.5 mm<sup>2</sup>; 1 m; 1,50 mm<sup>2</sup>; black

#### 1.1.2 Female connector/socket



**Item No.: 770-203**  
Socket; 3-pole; Cod. A; black



**Item No.: 770-103**  
Socket; with strain relief housing; 3-pole; Cod. A; 4,00 mm<sup>2</sup>; black



**Item No.: 770-203/035-000**  
Socket; with strain relief housing; 3-pole; Cod. A; 4,00 mm<sup>2</sup>; black

#### 1.1.3 Male connector/plug



**Item No.: 770-213**  
Plug; 3-pole; Cod. A; black



**Item No.: 770-113**  
Plug; with strain relief housing; 3-pole; Cod. A; 4,00 mm<sup>2</sup>; black



**Item No.: 770-213/035-000**  
Plug; with strain relief housing; 3-pole; Cod. A; 4,00 mm<sup>2</sup>; black

## 1.2 Optional Accessories

### 1.2.1 Cover

#### 1.2.1.1 Cover



**Item No.: 770-201**  
Lockout cap; 12-pole, separable; for sockets; Plastic; black



**Item No.: 770-221**  
Lockout cap; 12-pole, separable; for sockets; Plastic; white



**Item No.: 770-360**  
Lockout cap; for plugs; 5-pole; separable; yellow

### 1.2.2 Installation

#### 1.2.2.1 Mounting accessories



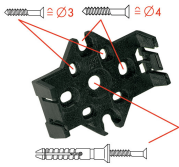
**Item No.: 770-623**  
Mounting plate; 3-pole; for distribution connectors; Plastic; black



**Item No.: 770-673**  
Mounting plate; 3-pole; for distribution connectors; Plastic; white

## Installation Notes

### Installation




Mounting plates can be secured using commercially available screws or nail-drive anchors.



The distribution connectors snap together when attached to the mounting plate.



To release the distribution connector, unlock the latch using a screwdriver.



All distribution connector connections are locked and protected against accidental disconnection directly after mating. Locking of any connection is released using a screwdriver, even if all connections are used.