

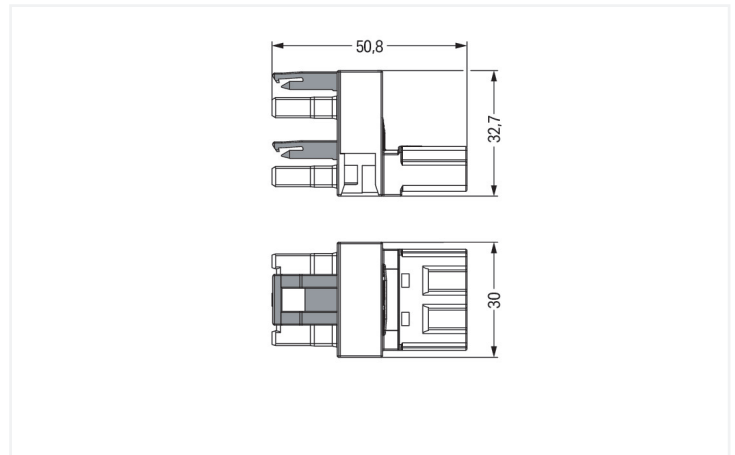
Data Sheet | Item Number: 770-684

h-distribution connector; 3-pole; Cod. A; 1 input; 2 outputs; outputs on one side; 2 locking levers; white

<https://www.wago.com/770-684>



Color: ■ white



Dimensions in mm

Distribution connector *WINSTA*® MIDI with protection against mismatching

For signal and power transmission: The *WINSTA*® MIDI distribution connector with locking latch. Whether on PCBs, in control cabinets or for connecting lights – pluggable installation connectors from WAGO allow you to make connections according to various requirements in seconds. The mechanical coding and color coding of the pluggable installation connector ensure error-free installation of the individual components – including protection against mismatching. The pluggable installation connector offers touch-proof protection with live components in accordance with protection type IP20 (When mated: IP2xC (These compact connectors are not designed for use in open, easily accessible areas!)). The *WINSTA*® MIDI pluggable installation connector with A coding in black or white is normally used for general mains applications in power distribution. This pluggable installation connector can be used for electrical currents up to 25 A. Thus the product is also suitable for high power loads. *WINSTA*® MIDI with Push-in CAGE CLAMP® spring pressure connection technology is found in a broad range of individual products you can use for quick, easy, flexible, and secure electrical installation.

Lower costs through fast commissioning and elimination of service expenses – solutions from *WINSTA*® MIDI

The *WINSTA*® Pluggable Connection System allows pluggable electrical installation. This significantly reduces the need for servicing and lowers costs. Choose durability and quality – with locking lever from WAGO makes the installation of electrical components substantially easier.

- pluggable installation connectors with protection against mismatching
- for automation controllers
- with A coding for a great number of uses
- exact dimensions
- quick replacement of defective units during ongoing operation

Electrical data

| Ratings per | IEC/EN 60664-1 | | |
|---------------------------------|----------------|-----|----|
| Overtoltage category | III | III | II |
| Pollution degree | 3 | 2 | 2 |
| Nominal voltage | 250 V | - | - |
| Rated impulse withstand voltage | 4 kV | - | - |
| Rated current | 25 A | - | - |

| Approvals per | UL 1977 |
|---------------|---------|
| Rated voltage | 600 V |
| Rated current | 23 A |

General information

| | |
|----------------------------|--|
| Note on contact resistance | approx. 1 mΩ of contact resistance approx. 0.25 mΩ contact transition plug/ socket |
|----------------------------|--|

Connection Data

| | | | |
|----------------------------|----------------------|---------------------|---|
| Total number of potentials | 3 | Connection 1 | |
| PE function | Preceding PE contact | Pole number | 3 |

Physical data

| | |
|-------------|------------------------|
| Pin spacing | 10 mm / 0.394 inches |
| Width | 30 mm / 1.181 inches |
| Height | 32.7 mm / 1.287 inches |
| Depth | 51 mm / 2.008 inches |

Mechanical data

| | |
|---|---|
| Use | General mains applications |
| Coding | A |
| Marking | L ⊕ N |
| Potential marking | L ⊕ N |
| Mating force of a plug-in connection | Approx. 20 ... 70 N (depending on pole number) |
| Retention force of a plug-in connection | When locked: > 80 N |
| Unmating force of a plug-in connection | Unlocked: approx. 20 ... 70 N (depending on pole number) |
| Number of mating cycles | 200, without resistive load |
| Type of distribution box | h-distribution connector, outputs at one end |
| Protection type | IP20; When mated: IP2xC (These compact connectors are not designed for use in open, easily accessible areas!) |

Plug-in connection

| | |
|-------------------------------|--|
| Mismating protection | Yes |
| Note on mismating protection | All WINSTA® components are 100% protected against mismating when: a.) plugging different numbers of poles b.) plugging while rotated 180 c.) plugging while laterally staggered d.) plugging one pole |
| Locking lever | Yes |
| Locking of plug-in connection | Locking lever |
| Note on locking system | All connectors for mounted installations (snap-in versions for lighting fixtures or devices, all types of PCB and distribution connectors) are factory-equipped with locking levers to ensure plugs and sockets are securely locked. Additional locking levers are only required for flying leads (plug/socket). |
| Number of locking levers | 2 |

Material data

| | |
|------------------------------------|--|
| Note (material data) | Information on material specifications can be found here |
| Color | white |
| Insulation material (main housing) | Polyamide (PA66) |
| Flammability class per UL94 | V0 |
| Contact material | Copper or copper alloy; surface-treated |
| Contact Plating | Tin |
| Fire load | 0.586 MJ |
| Weight | 22.4 g |

Environmental requirements

| | |
|--|--|
| Processing temperature | -5 ... +40 °C |
| Continuous operating temperature | -35 ... +85 °C |
| Note on continuous operating temperature | Insulating parts for temperatures ≤ 105 °C |

Commercial data

| | |
|-----------------------|---------------|
| PU (SPU) | 50 pcs |
| Packaging type | Box |
| Country of origin | DE |
| GTIN | 4045454251567 |
| Customs tariff number | 85366990990 |

Product Classification

| | |
|-------------|----------------------|
| UNSPSC | 39121421 |
| eCl@ss 10.0 | 27-44-06-03 |
| eCl@ss 9.0 | 27-44-06-03 |
| ETIM 9.0 | EC002567 |
| ETIM 10.0 | EC002567 |
| ECCN | NO US CLASSIFICATION |

Environmental Product Compliance

| | |
|------------------------|-------------------------|
| RoHS Compliance Status | Compliant, No Exemption |
|------------------------|-------------------------|

Approvals / Certificates

General approvals



| Approval | Standard | Certificate Name |
|--|-----------|------------------|
| CCA DEKRA Certification B.V. | EN 61535 | 71-123228 |
| CCA DEKRA Certification B.V. | IEC 61535 | NL -84761 |
| cURus Underwriters Laboratories Inc. | UL 1977 | E45171 |
| cURus Underwriters Laboratories Inc. | UL 1059 | E 45172 |

Declarations of conformity and manufacturer's declarations

| Approval | Standard | Certificate Name |
|---|----------|------------------|
| EU-Declaration of Confor- mity WAGO GmbH & Co. KG | - | - |

Approvals for marine applications



| Approval | Standard | Certificate Name |
|---|-----------|------------------|
| ABS American Bureau of Ship- ping | - | 24-0095977-PDA |
| DNV GL Det Norske Veritas, Ger- manischer Lloyd | - | TAE00001Z6 |
| LR Lloyds Register | IEC 61984 | LR22429487TA |

Downloads

Environmental Product Compliance

Compliance Search

Environmental Product Compliance 770-684



Documentation

Bid Text

| | | | |
|----------------------------|------------|-----------------|--|
| 770-684 | 19.02.2019 | xml 2.76 KB | |
| 770-684 | 12.03.2015 | doc 23.00 KB | |
| ausschreiben.de 770-684 | | | |

CAD/CAE-Data

CAD data

2D/3D Models 770-684



CAE data

EPLAN Data Portal
770-684



WSCAD Universe
770-684



ZUKEN Portal 770-684



1 Compatible Products

1.1 System counterpart

1.1.1 Cable assembly



Item No.: 771-9993/206-102
pre-assembled connecting cable; Eca; Plug/open-ended; 3-pole; Cod. A; H05VV-F 3G 1.5 mm²; 1 m; 1,50 mm²; white



Item No.: 771-9993/106-102
pre-assembled connecting cable; Eca; Socket/open-ended; 3-pole; Cod. A; H05VV-F 3G 1.5 mm²; 1 m; 1,50 mm²; white



Item No.: 771-9993/006-102
pre-assembled interconnecting cable; Eca; Socket/plug; 3-pole; Cod. A; H05VV-F 3G 1.5 mm²; 1 m; 1,50 mm²; white

1.1.2 Female connector/socket



Item No.: 770-223
Socket; 3-pole; Cod. A; white



Item No.: 770-123
Socket; with strain relief housing; 3-pole; Cod. A; 4,00 mm²; white



Item No.: 770-223/035-050
Socket; with strain relief housing; 3-pole; Cod. A; 4,00 mm²; white

1.1.3 Male connector/plug



Item No.: 770-233

Plug; 3-pole; Cod. A; white

Item No.: 770-133

Plug; with strain relief housing; 3-pole; Cod. A; 4,00 mm²; white

Item No.: 770-233/035-050

Plug; with strain relief housing; 3-pole; Cod. A; 4,00 mm²; white

1.2 Optional Accessories

1.2.1 Cover

1.2.1.1 Cover



Item No.: 770-201

Lockout cap; 12-pole, separable; for sockets; Plastic; black

Item No.: 770-221

Lockout cap; 12-pole, separable; for sockets; Plastic; white

Item No.: 770-360

Lockout cap; for plugs; 5-pole; separable; yellow

1.2.2 Installation

1.2.2.1 Mounting accessories



Item No.: 770-623


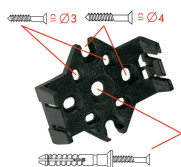
Mounting plate; 3-pole; for distribution connectors; Plastic; black

Item No.: 770-673

Mounting plate; 3-pole; for distribution connectors; Plastic; white

Installation Notes

Installation



Mounting plates can be secured using commercially available screws or nail-drive anchors.

The distribution connectors snap together when attached to the mounting plate.

To release the distribution connector, unlock the latch using a screwdriver.

All distribution connector connections are locked and protected against accidental disconnection directly after mating. Locking of any connection is released using a screwdriver, even if all connections are used.