

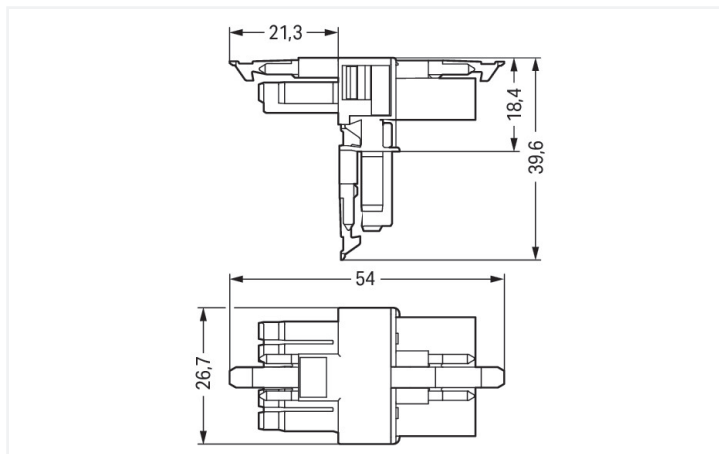
Data Sheet | Item Number: 890-672

T-distribution connector; 5-pole; Cod. A; 1 input; 2 outputs; 3 locking levers; for flying leads; white

<https://www.wago.com/890-672>



Color: ■ white



Dimensions in mm

Distribution connector *WINSTA*® MINI with protection type IP20

Use effective pluggable connections instead of laborious screw connections: With the *WINSTA*® MINI distribution connector with protection type IP20. WAGO pluggable installation connectors are used when criteria repeat or are distributed on a specified pattern, for example for installing grid lighting or flush-mount lighting. The coding options reduce installation errors, allowing fast, secure wiring of all components. The *WINSTA*® MINI pluggable installation connector with A coding in black or white is usually used for general mains applications in power distribution. *WINSTA*® MINI follows the trend towards miniaturisation. Our smallest pluggable connection system is especially suitable for lights, for instance, since due to LED technology, these offer significantly less space for the connection technology.

Lower costs through fast commissioning and elimination of service expenses – solutions from *WINSTA*® MINI

The *WINSTA*® Pluggable Connection System allows pluggable electrical installation. This saves time, lowers costs, and reduces the need for servicing. Take advantage of the pluggable version of our maintenance-free spring pressure connection technology too! Plan your installation with with locking lever from WAGO.

- protection against mismatching eliminates errors
- consistent IP40 protection
- suitable for any application
- ready for immediate use
- convenient installation and commissioning

Electrical data

Ratings per	IEC/EN 60664-1		
Overtoltage category	III	III	II
Pollution degree	3	2	2
Nominal voltage	400 V	-	-
Rated impulse withstand voltage	6 kV	-	-
Rated current	13 A	-	-

Approvals per	UL 1977
Rated voltage	600 V
Rated current	12 A

General information

Note on contact resistance	approx. 1 mΩ of contact resistance approx. 0.25 mΩ contact transition plug/ socket
----------------------------	------------------------------------------------------------------------------------------

Connection Data

Total number of potentials	5	Connection 1	
		Pole number	5

Physical data

Pin spacing	4.4 mm / 0.173 inches
Width	26.7 mm / 0.705 inches
Height	39.6 mm / 1.559 inches
Depth	54 mm / 2.122 inches

Mechanical data

Use	General mains applications
Coding	A
Variable coding	No
Marking	N ⊕ 1 2 3
Potential marking	N ⊕ 1 2 3
Mating force of a plug-in connection	Approx. 20 ... 70 N (depending on pole number)
Retention force of a plug-in connection	When locked: > 80 N
Unmating force of a plug-in connection	Unlocked: approx. 20 ... 70 N (depending on pole number)
Number of mating cycles	200, without resistive load
Type of distribution box	T-distribution connector
Protection type	IP20; IP40 when mated
Suitable	for flying leads

Plug-in connection

Mismating protection	Yes
Note on mismating protection	All WINSTA® components are 100% protected against mismating when: a.) plugging different numbers of poles b.) plugging while rotated 180 c.) plugging while laterally staggered d.) plugging one pole
Locking lever	Yes
Locking of plug-in connection	Locking lever
Note on locking system	All connectors for mounted installations (snap-in versions for lighting fixtures or devices, all types of PCB and distribution connectors) are factory-equipped with locking levers to ensure plugs and sockets are securely locked. Additional locking levers are only required for flying leads (plug/socket).
Number of locking levers	3

Material data

Note (material data)	Information on material specifications can be found here
Color	white
Material group	I
Insulation material (main housing)	Polyamide (PA66)
Flammability class per UL94	V0
Contact material	Copper or copper alloy; surface-treated
Contact Plating	Tin
Fire load	0.237 MJ
Weight	12.6 g

Environmental requirements

Processing temperature	-5 ... +40 °C
Continuous operating temperature	-35 ... +85 °C
Note on continuous operating temperature	Insulating parts for temperatures ≤ 105 °C

Commercial data

Product Group	20 (Winsta)
PU (SPU)	25 pcs
Packaging type	Box
Country of origin	DE
GTIN	4050821229551
Customs tariff number	85366990990

Product Classification

UNSPSC	39121406
eCl@ss 10.0	27-44-06-03
eCl@ss 9.0	27-44-06-03
ETIM 9.0	EC002567
ETIM 10.0	EC002567
ECCN	NO US CLASSIFICATION

Environmental Product Compliance

RoHS Compliance Status	Compliant, No Exemption
------------------------	-------------------------

Approvals / Certificates

General approvals



Approval	Standard	Certificate Name
CCA DEKRA Certification B.V.	EN 61535	71-123231
CCA DEKRA Certification B.V.	IEC 61535	NL-85020
cURus Underwriters Laboratories Inc.	UL 1977	E45171

Declarations of conformity and manufacturer's declarations

Approval	Standard	Certificate Name
EU-Declaration of Conformity WAGO GmbH & Co. KG	-	-
UK-Declaration of Conformity WAGO GmbH & Co. KG	-	-


Approvals for marine applications





Approval	Standard	Certificate Name
ABS American Bureau of Ship- ping	Steel Vessel Rules	24-0095973-PDA
DNV GL Det Norske Veritas, Ger- manischer Lloyd	-	TAE00001Z6
PRS Polski Rejestr Statków	-	TE/1096/880590/23

Downloads


Environmental Product Compliance


Compliance Search
Environmental Product Compliance 890-672 

Documentation

Bid Text			
890-672	19.02.2019	xml 2.81 KB	
890-672	03.12.2014	doc 22.50 KB	


CAD/CAE-Data

CAD data
2D/3D Models 890-672 

CAE data
WSCAD Universe 890-672 

Installation Notes

Installation



Secure the mounting plate via pins.

Subject to changes. Please also observe the further product documentation!

Current addresses can be found at: www.wago.com