

146-371 100W 5000K specific configuration

Floodlight | 50W/75W/100W | 100x60° | 3-CCT | light sensor

## Introduction

### Purpose of this Document

This document provides information for 146-371 100W 5000K. During measurement, the product is used in a different mode where output power, colour temperature and/or beam angle are changed from factory standard. These adjustments can be made without altering the product and are designed to be set by the installer. In most cases, the options are set through switches on the product.

### Results

Total input power	102.5 W
Correlated Colour Temperature	5254 K
Total lumen output	14098 lm
Efficiency	138 lm/W

## Electrical measurement details

### Input Power

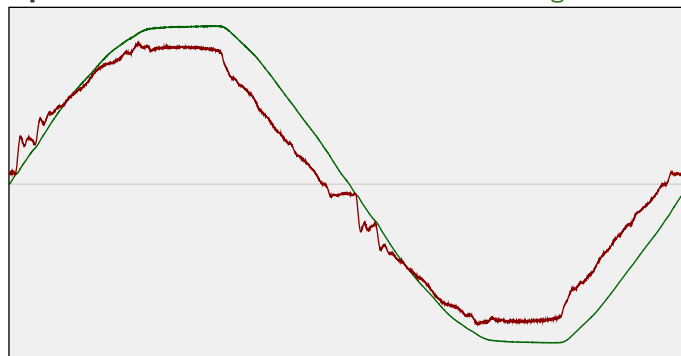
RMS Input voltage feed. $V_{RMS}$	227 V
RMS Input current feed. $I_{RMS}$	0.461 A
Total input power	102.5 W

Frequency of input power	50 Hz
Power factor	0.98
Displacement power factor	0.98

Total harmonic distortion of the current	7.4%
Total harmonic distortion of the voltage	2.39%

### Input Power Curve

Voltage - Current



### Efficiency

Radiated power efficiency: 43.4%



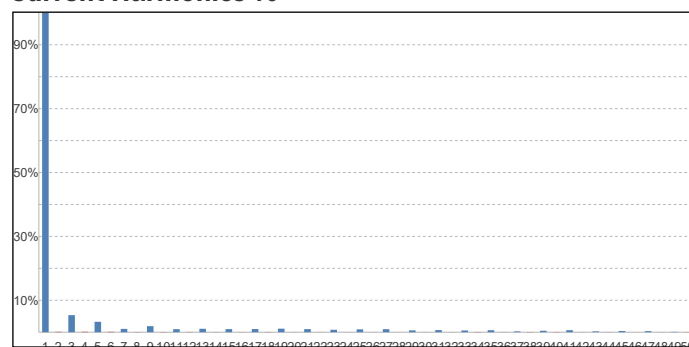
Lumen efficiency: 138 lm/W



### Harmonics

3rd Harmonic	5.34%
5th Harmonic	3.26%
7th Harmonic	1.04%
9th Harmonic	1.89%
11th Harmonic	0.95%

### Current Harmonics %



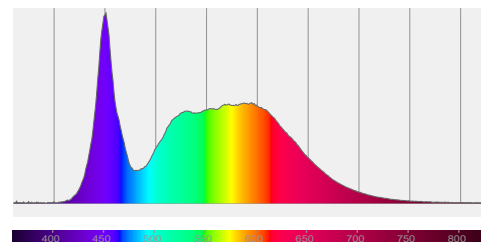
## 146-371 100W 5000K specific configuration

### Colour measurement details

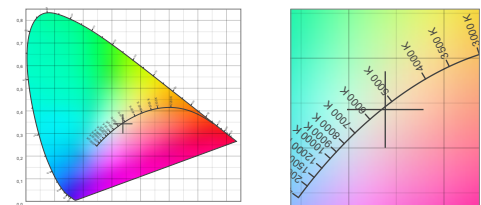
Total lumen output 14098 lm  
 Correlated Colour Temperature 5254 K  
 Colour coordinates CIE 1931 (x;y) = (0.338;0.343)  
 Colour deviation from BBL Duv = -0.0017

TM30-18 Colour Fidelity Index  $R_f$  82.2  
 TM30-18 Colour Gamut Index  $R_g$  98.1  
 Colour Rendering Index (Ra) CRI 83.2  
 Colour Rendering Index. (red component)  $R_9 = 13.6$

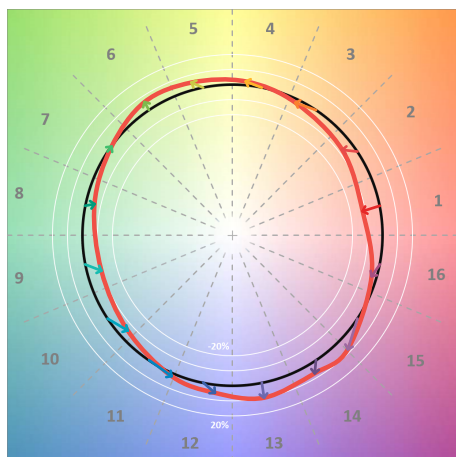
Colour Quality Scale CQS = 79.6  
 Television Lighting Consistency Index TLCI = 72



Relative spectral power distribution



### TM30 details

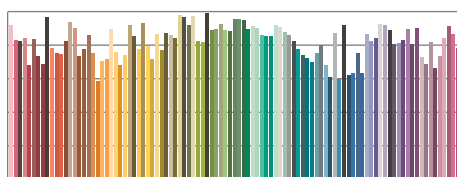


TM30 Colour vectors per hue bin

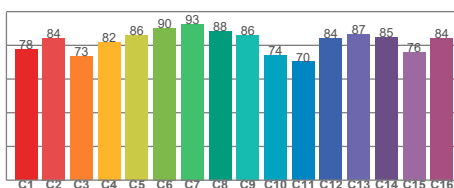


TM30 Colour distortion

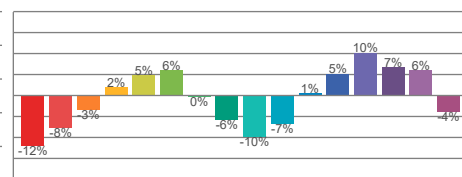
Hue Bin	$R_f$	Shifts (%)	
		Chroma	Hue
C1	78	-12%	-1%
C2	84	-8%	7%
C3	73	-3%	14%
C4	82	2%	11%
C5	86	5%	7%
C6	90	6%	0%
C7	93	0%	-4%
C8	88	-6%	-2%
C9	86	-10%	6%
C10	74	-7%	14%
C11	70	1%	18%
C12	84	5%	9%
C13	87	10%	-1%
C14	85	7%	-6%
C15	76	6%	-20%
C16	84	-4%	-9%



TM30-18  $R_f$ -values per reference colour

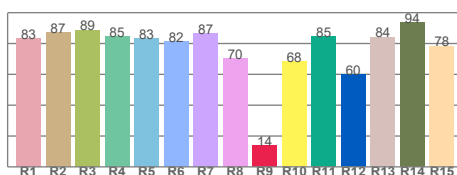


TM30-18  $R_f$ -values per hue bin

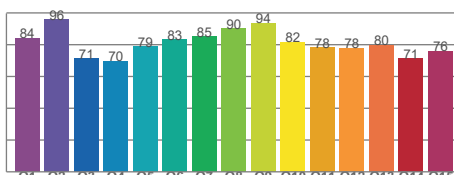


TM30 Chroma shift

### Colour Quality details



Colour Rendering Index



Colour Quality Scale