



PHOTOMETRIC LIGHT REPORT

LED spot | cabinet | 700mA | 2.5W | white | 2700K

Article number: 148-132



Go to the
webshop
of Tronix
Lighting



TRONIX



148-132 LED spot | cabinet | 700mA | 2.5W | white | 2700K

Introduction

Purpose of this Document

This document provides accurate and objective photometric data for Tronix Lighting item 148-132. All information is based on actual measurements taken from standard production units. No modifications were made to enhance performance results. In some cases, minor adjustments—such as temporary removal of covers, cables, or mounting features—were necessary for testing purposes. These did not influence product performance.

Test Methodology

Testing was conducted using randomly selected, unopened samples from regular inventory. All tests comply with the LM-79-19 standard, the recognized method for photometric and electrical measurements of LED and OLED luminaires. This standard, an update of IES LM-79-2008, outlines environmental test conditions, stabilization procedures, measurement methods, and approved instruments. It uses absolute photometry, meaning results directly reflect the performance of the tested product, without comparison to rated lamp standards.

Product 148-132 was tested using:

- A photogoniometer to measure luminous intensity distribution at various angles
- An integrating sphere to determine total luminous flux and colour characteristics

Compliance & Certification

Item 148-132 meets the requirements of the following EU directives. Tronix Lighting certifies that all relevant tests were executed in accordance with the applicable standards, and the CE mark is applied accordingly:

- General Product Safety – Directive 2023/988/EC
- Low Voltage Directive (LVD) – Directive 2014/35/EU
- Electromagnetic Compatibility (EMC) – Directive 2004/108/EC
- Ecodesign – Directive 2009/125/EC
- RoHS 3 – Directive 2011/65/EU + Amendment 2015/863/EU

Recycling & Sustainability

Tronix Lighting is affiliated with national recycling systems for electrical and electronic waste. The luminaire is over 90% recyclable when disposed of as electronic waste at end of life. In addition, Tronix Lighting participates in national packaging recycling schemes, ensuring full compliance with both the WEEE and packaging directives.



148-132 LED spot | cabinet | 700mA | 2.5W | white | 2700K

Laboratory and equipment

Laboratory owner and location	Tronix Lighting BV. Uden. The Netherlands
Gonio spectrometer system and type	Viso Systems Type C. horizontal
Spectrometer manufacturer and model	(Gonio) Ocean Optics STS VIS (Sphere) Admesy HERA VIS 380–780nm
Flicker meter manufacturer and model	Viso Systems LabFlicker
Oscilloscope manufacturer and model	Tektronix MDO3024 oscilloscope (4 Channels. 200 MHz)
Power meter manufacturer and model	Vitretek PA900 Precision Multi-Channel Harmonic Power Analyzer
Power source manufacturer and model	(DC) Keithley Source Measure Unit SMU-2420 3A DC Source Meter (AC) Chroma 61601 AC Source
Datalogger Manufacturer and Model	Omega 8-Channel Thermocouple Thermometer/Data Logger

Measurement conditions gonio spectrometer

Number of C-planes and Resolution	2 planes – 180°
γ (gamma)-Resolution	1°
Test Distance	1.14 m
Room Temperature and Humidity	22°C +/- 10% – RH 50% +/- 20%
Input Power. Power and Displacement Factors	2.5 W – PF 1.0 – DPF 0.44
Frequency of Input Power	0 Hz
Warm-up Time and Variation	Lamp stabilized in 15 min 3 sec --1.4%

Tested light source

Manufacturer and Order Code	Tronix Lighting – 148-132
Product Description	LED spot cabinet 700mA 2.5W white 2700K Batch: F24

Main Light Measurement Results

Output – Total Lumen (Up% / Down%)	105 lm – 0% / 100%
Efficiency	43 lm/W
Energy efficiency class	G
Peak Intensity and Beam Angle	47.6 cd – 112.4°
Correlated Colour Temperature	CCT = 2885 K
Colour Shift. CIE duv	Duv -0.0016
Colour Rendering Index	CRI 93.3
Colour Rendering TM30-18	R _f 91.8 – R _g 99.1
Television Lighting Consistency Index	TLCI = 92
Flicker	SVM n/a – PstLM n/a



148-132 LED spot | cabinet | 700mA | 2.5W | white | 2700K

Electrical measurement details

Input Power

RMS Input voltage feed. V_{RMS}	3.53 V
RMS Input current feed. I_{RMS}	0.700 A
Total input power	2.5 W
Frequency of input power	0 Hz
Power factor	1.0
Displacement power factor	0.44
Total harmonic distortion of the current	0%
Total harmonic distortion of the voltage	0%

Input Power Curve

Voltage - Current



Efficiency

Radiated power efficiency: 15.2%



Lumen efficiency: 43 lm/W



Current Harmonics %



Harmonics

3rd Harmonic	n/a
5th Harmonic	n/a
7th Harmonic	n/a
9th Harmonic	n/a
11th Harmonic	n/a

Stabilization Details

Warm-up Conditions

Stable period	15 min
Stable change max	2.0%
Minimum warm-up time	15 min

Colour temperature change during warm-up

CCT start	2890 K
CCT shift	-5 K
CCT end	2885 K

Warm-up Results

Total warmup time	Lamp stabilized in 15 min 3 sec
Warmup variation	-1.4%

Output intensity change during warm-up

Output start	107 lm
Output change	-1 lm
Output end	105 lm



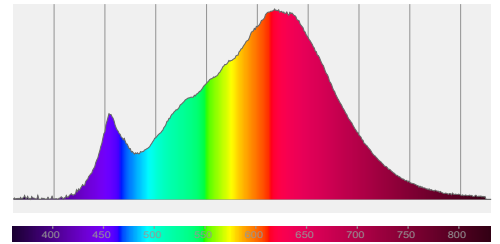
148-132 LED spot | cabinet | 700mA | 2.5W | white | 2700K

Colour measurement details

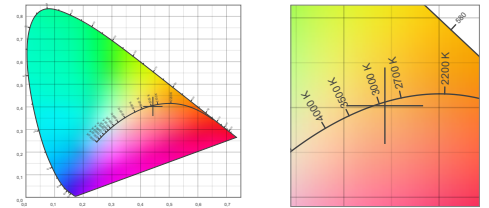
Total lumen output 105 lm
 Correlated Colour Temperature 2885 K
 Colour coordinates CIE 1931 (x;y) = (0.443;0.402)
 Colour deviation from BBL Duv = -0.0016

TM30-18 Colour Fidelity Index R_f 91.8
 TM30-18 Colour Gamut Index R_g 99.1
 Colour Rendering Index (Ra) CRI 93.3
 Colour Rendering Index. (red component) R9 = 62.1

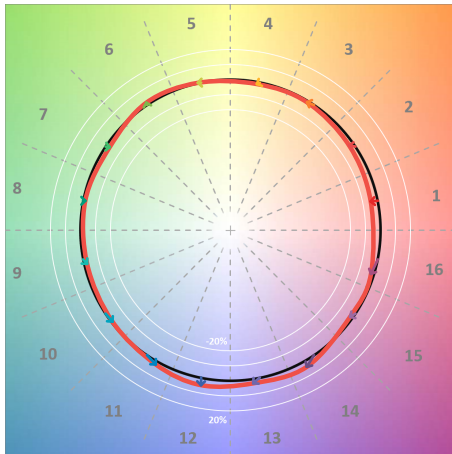
Colour Quality Scale CQS = 90.7
 Television Lighting Consistency Index TLCI = 92



Relative spectral power distribution



TM30 details

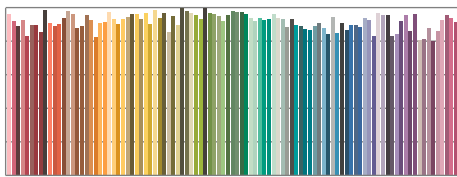


TM30 Colour vectors per hue bin

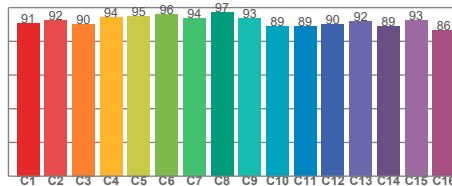


TM30 Colour distortion

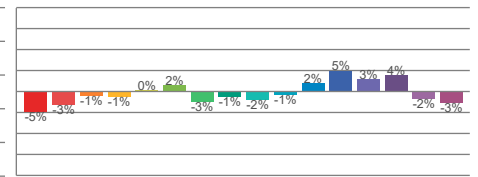
Hue Bin	R _f	Shifts (%)	
		Chroma	Hue
C1	91	-5%	0%
C2	92	-3%	3%
C3	90	-1%	5%
C4	94	-1%	2%
C5	95	0%	2%
C6	96	2%	-1%
C7	94	-3%	-1%
C8	97	-1%	0%
C9	93	-2%	3%
C10	89	-1%	7%
C11	89	2%	8%
C12	90	5%	1%
C13	92	3%	-5%
C14	89	4%	-8%
C15	93	-2%	-4%
C16	86	-3%	-10%



TM30-18 Rf-values per reference colour

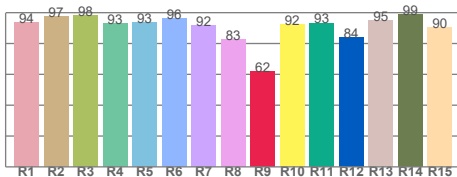


TM30-18 Rf-values per hue bin

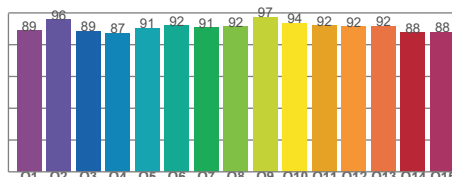


TM30 Chroma shift

Colour Quality details



Colour Rendering Index



Colour Quality Scale

Document revision date: 1-7-2025 Measurement serial: VFR-250619-9780-SW



148-132 LED spot | cabinet | 700mA | 2.5W | white | 2700K

Flicker / temporal light artefacts details

Measurement conditions

Flicker meter type	Viso Systems LabFlicker
Flicker/TLA sample rate	n/a samples/s
Measurement time	5x 180 seconds (15 minutes) for PstLM. 1.2 sec for all other indices

Flicker indices according to Illuminating Engineering Society (IES)

Flicker frequency	n/a Hz
Percent flicker	n/a %
Flicker index	n/a

TLA indices (according IEC TR 61547-1, EN 61000-3-3 and EN 61000-4-15)

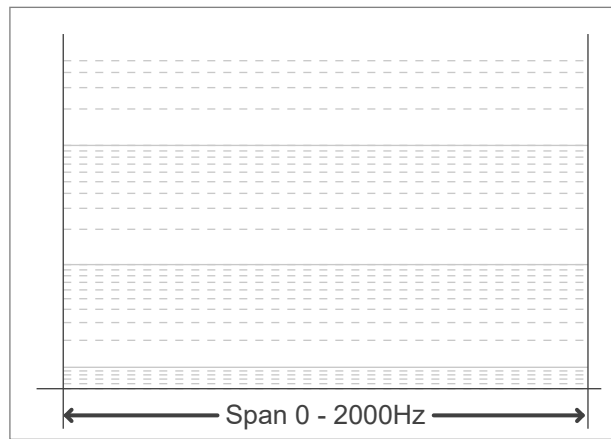
An LED luminaire is considered flicker-free if the SVM value is ≤ 0.4 and if the PstLM value is ≤ 1.0

PstLM value ($F < 80$ Hz)	n/a
SVM value ($80 < F < 2000$ Hz)	n/a

Flicker frame (one flicker period in time domain)



Flicker FFT (flicker curve in frequency domain)



IEEE 1789-2015 Lighting Flicker Risk Zones



Document revision date: 1-7-2025 Measurement serial: VFR-250619-9780-SW

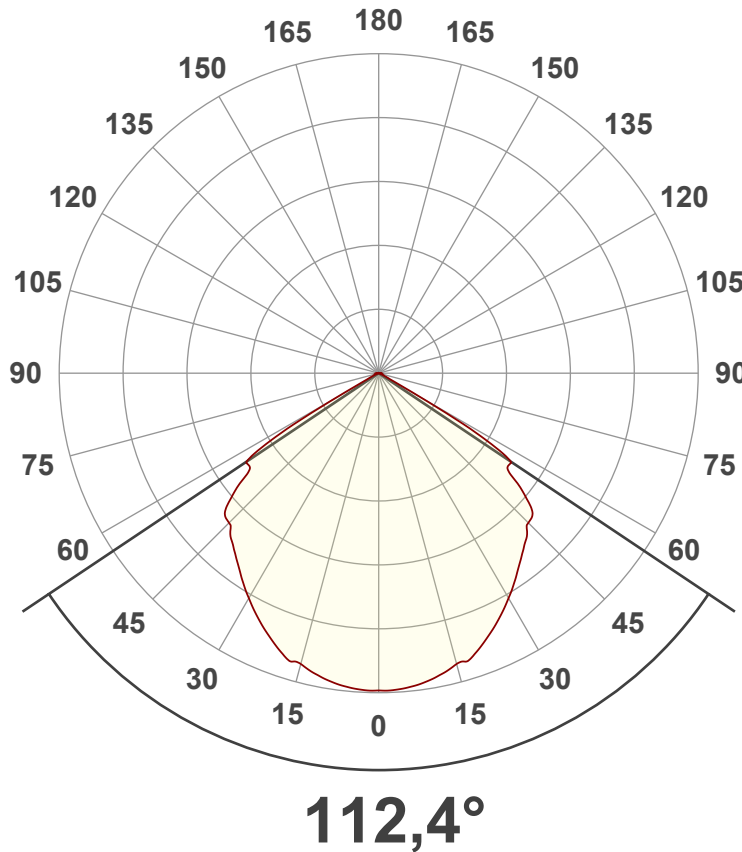


148-132 LED spot | cabinet | 700mA | 2.5W | white | 2700K

Beam angle

Luminous Intensity diagram

Unit: 0-100% of peak intensity



Main Values

Output (total Lumen)	105 lm
Lumen Up/Down	0% / 100%
Peak Intensity	47.6 cd
Beam Angle (50%)	112.4°
Beam Angle (90%)	112.4°
Beam Angle (10%)	112.4°

Cut-off Angle

Average 2.5%	127.8°
--------------	--------

Field Angle

Average 10%	121.3°
-------------	--------

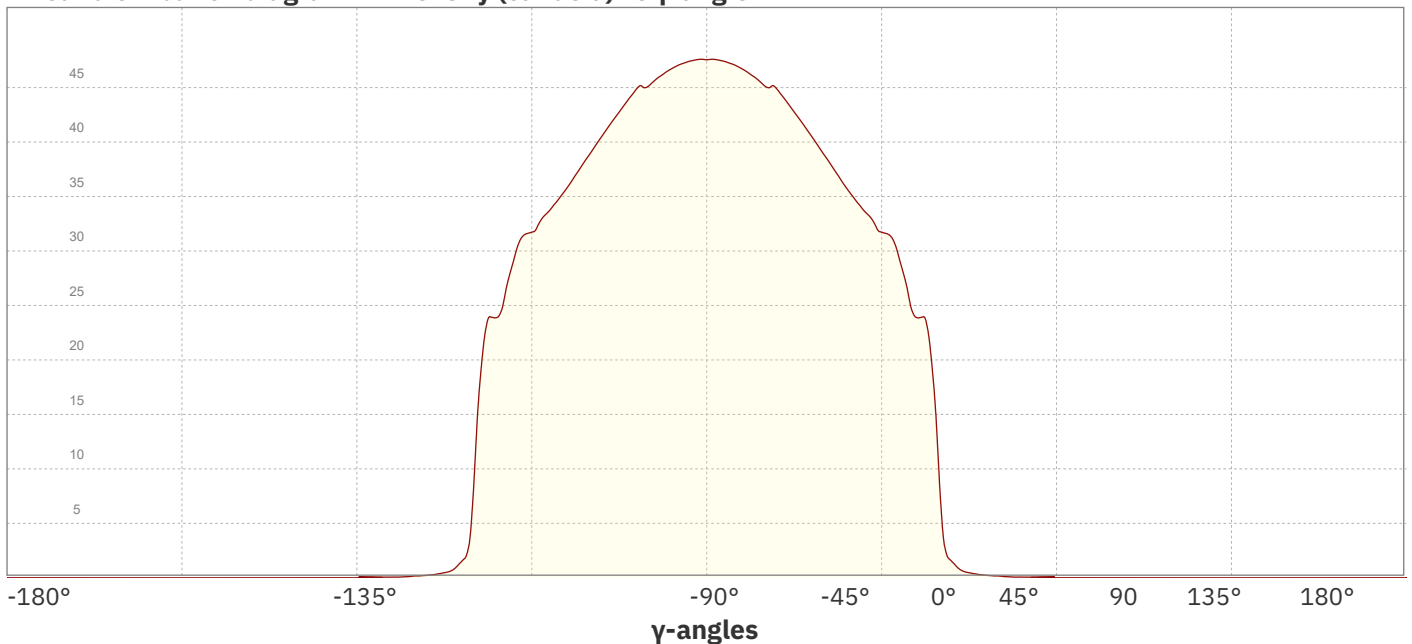
Intensity Ratio

In 120° cone	98.4%
In 90° cone	67.7%

C planes

- C000-C180
- C090-C270

Linear distribution diagram - Intensity (candela) vs γ -angle

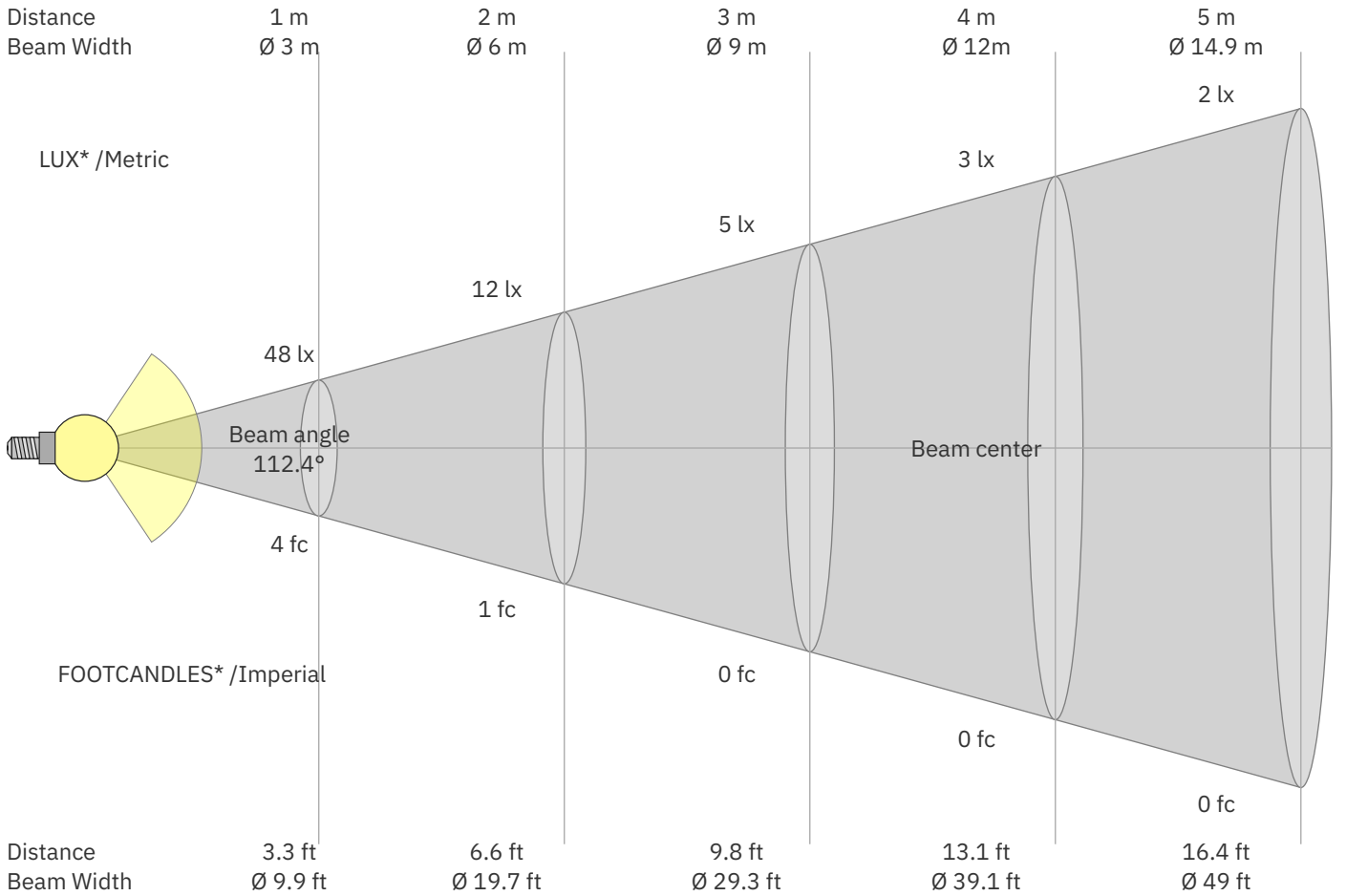


Document revision date: 1-7-2025 Measurement serial: VFR-250619-9780-SW



148-132 LED spot | cabinet | 700mA | 2.5W | white | 2700K

Beam Details



*Measured at center of beam

Beam intensities from 1 – 20 m

1	2	3	4	5	6	7	8	9	10	11	12	13	14	15	16	17	18	19	20	m	
3.3	6.6	9.8	13.1	16.4	19.7	23	26.2	29.5	32.8	36.1	39.4	42.7	45.9	49.2	52.5	55.8	59.1	62.3	65.6	ft	
48	12	5	3	2	1	1	1	1	0	0	0	0	0	0	0	0	0	0	0	0	lux
4.4	1.1	0.5	0.3	0.2	0.1	0.1	0.1	0.1	0	0	0	0	0	0	0	0	0	0	0	0	fc

Intensities in 0° c-plane

0°	5°	10°	15°	20°	25°	30°	35°	40°	45°	50°	55°	60°	65°	70°	75°	80°	85°	90°	95°	γ	
47.6	47.4	46.5	45.1	44.0	41.5	38.9	36.3	33.9	31.7	28.7	23.9	8.1	0.8	0.3	0.2	0.1	0.1	0.0	0.0	0.0	cd
100%	100%	98%	95%	92%	87%	82%	76%	71%	67%	60%	50%	17%	2%	1%	0%	0%	0%	0%	0%	0%	of 0°val

Intensities in 90° c-plane

0°	5°	10°	15°	20°	25°	30°	35°	40°	45°	50°	55°	60°	65°	70°	75°	80°	85°	90°	95°	γ	
47.6	47.4	46.5	45.1	44.0	41.5	38.9	36.3	33.9	31.7	28.7	23.9	8.1	0.8	0.3	0.2	0.1	0.1	0.0	0.0	0.0	cd
100%	100%	98%	95%	92%	87%	82%	76%	71%	67%	60%	50%	17%	2%	1%	0%	0%	0%	0%	0%	0%	of 0°val

Intensities in 180° c-plane

0°	5°	10°	15°	20°	25°	30°	35°	40°	45°	50°	55°	60°	65°	70°	75°	80°	85°	90°	95°	γ	
47.6	47.4	46.5	45.1	44.0	41.5	38.9	36.3	33.9	31.7	28.7	23.9	8.1	0.8	0.3	0.2	0.1	0.1	0.0	0.0	0.0	cd
100%	100%	98%	95%	92%	87%	82%	76%	71%	67%	60%	50%	17%	2%	1%	0%	0%	0%	0%	0%	0%	of 0°val

Intensities in 270° c-plane

0°	5°	10°	15°	20°	25°	30°	35°	40°	45°	50°	55°	60°	65°	70°	75°	80°	85°	90°	95°	γ	
47.6	47.4	46.5	45.1	44.0	41.5	38.9	36.3	33.9	31.7	28.7	23.9	8.1	0.8	0.3	0.2	0.1	0.1	0.0	0.0	0.0	cd
100%	100%	98%	95%	92%	87%	82%	76%	71%	67%	60%	50%	17%	2%	1%	0%	0%	0%	0%	0%	0%	of 0°val

Document revision date: 1-7-2025 Measurement serial: VFR-250619-9780-SW



148-132 LED spot | cabinet | 700mA | 2.5W | white | 2700K

Light Planning – UGR table

Uncorrected, comprehensive UGR table according to CIE 117-1995

Reflectances		70	70	50	50	30	70	70	50	50	30
ρ Ceiling		70	70	50	50	30	70	70	50	50	30
ρ Walls		50	30	50	30	30	50	30	50	30	30
ρ Floor		20	20	20	20	20	20	20	20	20	20
Room size		Viewed Crosswise					Viewed Endwise				
H = mounting height above eye level		(Viewing direction orthogonal to lamp length axis)					(Viewing direction parallel to lamp length axis)				
X	Y										
2H	2H	38.7	39.7	38.8	39.9	40.2	38.7	39.7	38.8	39.9	40.2
	3H	38.4	39.4	38.8	39.7	39.9	38.4	39.4	38.8	39.7	39.9
	4H	38.3	39.3	38.7	39.6	39.8	38.3	39.3	38.7	39.6	39.8
	6H	38.3	39.2	38.6	39.5	39.8	38.3	39.2	38.6	39.5	39.8
	8H	38.3	39.1	38.6	39.4	39.8	38.3	39.1	38.6	39.4	39.8
	12H	38.2	39.0	38.6	39.4	39.8	38.2	39.0	38.6	39.4	39.8
4H	2H	38.6	39.6	39.0	39.8	40.1	38.6	39.6	39.0	39.8	40.1
	3H	38.5	39.3	38.8	39.6	40.0	38.5	39.3	38.8	39.6	40.0
	4H	38.3	39.1	38.8	39.5	40.0	38.3	39.1	38.8	39.5	40.0
	6H	38.3	39.0	38.8	39.3	39.7	38.3	39.0	38.8	39.3	39.7
	8H	38.2	38.9	38.7	39.2	39.6	38.2	38.9	38.7	39.2	39.6
	12H	38.2	38.7	38.7	39.1	39.6	38.2	38.7	38.7	39.1	39.6
8H	4H	38.2	38.9	38.7	39.2	39.6	38.2	38.9	38.7	39.2	39.6
	6H	38.2	38.6	38.7	39.1	39.6	38.2	38.6	38.7	39.1	39.6
	8H	38.2	38.5	38.7	39.1	39.7	38.2	38.5	38.7	39.1	39.7
	12H	38.1	38.4	38.7	38.9	39.5	38.1	38.4	38.7	38.9	39.5
12H	4H	38.2	38.7	38.7	39.1	39.6	38.2	38.7	38.7	39.1	39.6
	6H	38.2	38.5	38.7	39.1	39.7	38.2	38.5	38.7	39.1	39.7
	8H	38.1	38.4	38.7	38.9	39.5	38.1	38.4	38.7	38.9	39.5

Variations with the observer position for the luminaire spacings. S:

S = 1.0H	0.8 / -0.8	0.8 / -0.8
S = 1.5H	2.0 / -14.9	2.0 / -14.9
S = 2.0H	3.7 / -20.0	3.7 / -20.0

Coefficients of Utilization

Ceiling reflectance	80	70	50	30	10	0												
Wall reflectance	70 50 30	10 70 50	30 10 50	30 10 50	30 10 50	30 10 0												
Floor reflectance	20 20 20	20 20 20	20 20 20	20 20 20	20 20 20	20 20 0												
RCR	(RCR: Room Cavity Ratio)																	
	Room Values are expressed as percentage of Lumen delivered to the task surface																	
0	119	119	119	119	116	116	116	116	111	111	106	106	106	102	102	102	100	
1	112	108	105	102	109	106	103	100	102	99	97	98	96	94	94	93	91	89
2	103	97	92	87	101	95	90	86	92	88	84	89	85	82	86	83	80	78
3	96	87	80	75	93	85	79	74	83	77	73	80	75	72	78	74	71	69
4	88	78	71	65	86	77	70	64	74	68	64	72	67	63	70	66	62	60
5	82	70	63	57	80	69	62	56	67	61	56	65	60	55	64	59	55	53
6	76	64	56	50	74	63	55	50	61	54	49	60	54	49	58	53	49	47
7	70	58	50	44	69	57	50	44	56	49	44	54	48	44	53	48	43	42
8	65	53	45	40	64	52	45	40	51	44	39	50	44	39	49	43	39	37
9	61	49	41	36	60	48	41	36	47	40	36	46	40	35	45	39	35	34
10	57	45	38	33	56	44	37	32	43	37	32	43	37	32	42	36	32	30