


Syl-Lighter LED II 220 RO 21W NW

Item No: 3031817

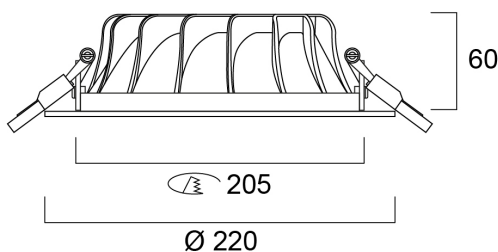
SYLVANIA



Ceiling recessed IP44 from the front LED downlight, perfect where limited ceiling void is available with only 60mm product depth and 205mm cutout. Ideal replacement for 1x42W CFL downlights. The polycarbonate diffuser allows for a wider light distribution and increased spacings between luminaires. Loop in loop out connector allows for quick installation. Die-cast aluminium body, 1989LM, 21W, 95lm/W, 4000K, Driver Current: 600mA, CRI80, 74° beam angle, Non-dimmable LED driver, IP44 from the front, IK07, (HxW) 60x205mm, 0.60kg, RAL9003, Class 2, 220-240V,

Technical Assets

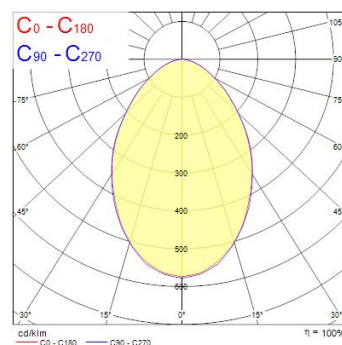
Dimensions (mm)



Photometrics

Distance [m]	Cone diameter [m]	Illuminance [lx]
0.5	0.78	E(0°) 4585
	0.78	E(C90) 35.2° 1115 E(C0) 35.1° 1114
1.0	1.57	E(0°) 1141
	1.57	E(C90) 35.2° 279 E(C0) 35.1° 278
1.5	2.36	E(0°) 507
	2.36	E(C90) 35.2° 184 E(C0) 35.1° 184
2.0	3.15	E(0°) 285
	3.14	E(C90) 35.2° 131 E(C0) 35.1° 131
2.5	3.93	E(0°) 183
	3.92	E(C90) 35.2° 86 E(C0) 35.1° 86
3.0	4.72	E(0°) 127
	4.70	E(C90) 35.2° 57 E(C0) 35.1° 57

Distance [m] Cone diameter [m] Illuminance [lx]
 — C0 - C180 (Half beam angle: 75.2°)
 — C90 - C270 (Half beam angle: 75.4°)



Syl-Lighter LED II 220 RO 21W NW

Item No: 3031817

SYLVANIA

General data

Product name	Syl-Lighter LED II 220 RO 21W NW
Technology	LED
Housing	Aluminium
Mount	Ceiling recessed mounting
Environment	Interior
General application	Hospitality
Operating temperature range (°C)	-10°C...+25°C
Performance ambient temperature Tq (°C)	25
ETIM Class	EC001744
E-number FI	4271256
E-number SE	7467167
Warranty	5 years

Optical data

Useful luminous flux (Φuse)	1989
Fixture luminous flux (lm)	1989
Luminaire efficacy (lm/W)	95
LOR (%)	100
Correlated colour temperature (k)	4000
Light colour	Neutral White
CRI (Ra)	80
Colour Variation Initial (SDCM)	SDCM5
Adjustable chromaticity	N
Beam Angle (°)	74
Distribution type	Symmetric
Glare control	< 24
Photobiological Risk Group	RG0

Electrical data

Total power consumption (W)	21
Primary Supply/Product voltage - min (V)	220
Primary Supply/Product voltage - max (V)	240
Lamp power factor	0.9
THD (at 230 V, 50 Hz, full load, at 100% dimming level) ≤ xx.x %	20
Electrical protection	Class II
Control gear type	LED driver constant current
Dimmable	No
Dimming method	N/A
Drive current (mA)	600
Inrush Current (A)	6.44
Inrush Duration (µs)	830
Energy Efficiency Class (A->G) of contained light source	E
Nominal Frequency (Hz)	50/60Hz
LED Flickering Rate	Ultra low (5% or less)
Max. products per 10A C Breaker	20
Max. products per 13A C Breaker	26
Max. products per 16A C Breaker	32
Max. products per 20A C Breaker	40

Lifetime data

Lifespan L70 B50	100000
Lifespan L80 B20	74000
Lifespan L90 B10	34000

Syl-Lighter LED II 220 RO 21W NW

Item No: 3031817



Physical data

Housing colour	RAL 9003 - Signal white
IP rating	IP44/20
IK rating	IK07
Diffuser finish	Opal
Diffuser material	PC Polycarbonate
Reflector finish	High-gloss
Nominal Product Height (mm)	60
Nominal Product Diameter (mm)	220
Weight (kg)	0.72
Recessed Depth (mm)	150

Packaging

Product EAN number	8711971318170
Packaging single length / height (cm)	25.0
Packaging single width (cm)	25.0
Packaging single depth (cm)	7.5
DUN14 (inner)	18711971318177
Units per outer package	12
Packaging outer length / height (cm)	52.0
Packaging outer width (cm)	52.0
Packaging outer depth (cm)	26.0

Safety data

Glow Wire Test (°C)	850
Optimal operating condition (°C)	-10-25