







20 006 705 Product version from 3/9/2015

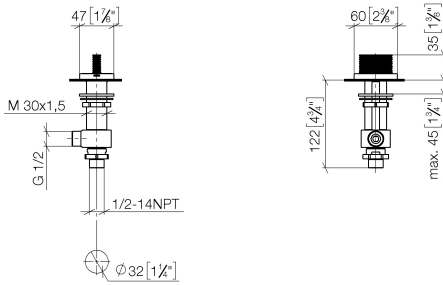


- with CASCADE structure
- hole diameter 32 mm
- rosette 60 x 47 mm
- with cold marking
- WRAS

	Chrome	20 006 705-00
	Brushed Platinum	20 006 705-06
	Dark Chrome	20 006 705-19
	Brushed Light Gold (PVD)	20 006 705-27
	Brushed Champagne (22kt Gold)	20 006 705-46
	Champagne (22kt Gold)	20 006 705-47
	Brushed Dark Platinum	20 006 705-99

20 006 705 Product version from 3/9/2015

mm [inches]



Flow rate chart



Codes & Standards

ASME A112.18.1	cUPC	DIN 4109	ISO 3822
NSF372	NSF61	Scottish Water Byelaws	UK Water Supply Regulations

Ü-Zeichen



CL.1 Deck valve clockwise closing cold - Chrome

CL.1

20 006 705 Product version from 3/9/2015

Certificates and sustainability

IAPMO_N-4

WRAS_240202

LGA_28

IAPMO_4976

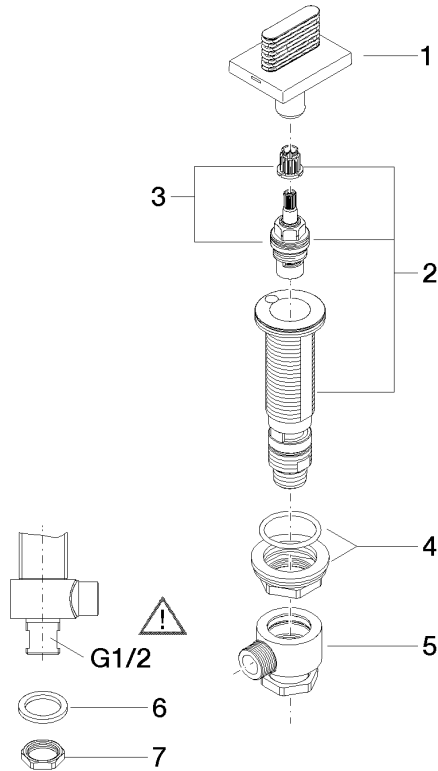
IAPMO_6

EPD-DOR-20230287

-IBA1-EN

Environmental.prod

uct-declarat



Spare parts list

No.	Item Number	Name	Quantity used	Delivery time
6	90 23 30 040 00-00	Union piece - Chrome	1.00	20
3	90 90 03 153 00 90	Head part clockwise closing extended, 7mm 1/2" -	1.00	14
4	04 23 10 032 78 90	Mounting with seals M30 x 1,5 -	1.00	14
5	04 17 11 023 10 90	Connection Distributor, complete 1/2" -	1.00	14
8	09 23 10 012 90	Mounting Nut SW 24 1/2" -	1.00	14
1	90 20 70 053 06-00	Handle for basin Cold oval step 60 x 47,5 x 40 mm - Chrome	1.00	20
2	04 17 11 058 53 90	Side piece clockwise closing 1/2" -	1.00	14
7	09 30 11 059 90	Disc -	1.00	14