


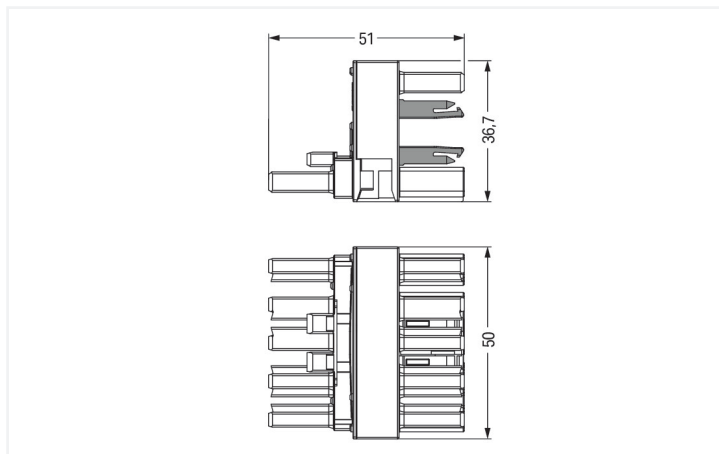
Data Sheet | Item Number: 770-992

h-distribution connector; 5-pole; Cod. I; 1 input; 2 outputs; outputs on both sides; 2 locking levers; blue

<https://www.wago.com/770-992>



Color: ■ blue



Dimensions in mm

Distribution connector WINSTA® MIDI 5-pole

The WINSTA® MIDI distribution connector with protection type IP20 supports rapid, correct installation. WAGO pluggable installation connectors are used when criteria repeat or are distributed on a specified pattern, for example for installing grid lighting or flush-mount lighting. For greater protection in electrical installations, the pluggable installation connector is provided with mechanical protection against mismatching. The pluggable installation connector offers protection against contact with live components in accordance with protection type IP20 (When mated: IP2xC (These compact connectors are not designed for use in open, easily accessible areas!)). I coding in blue is used to label WINSTA® MIDI pluggable installation connectors, which are used predominantly in building automation for activating lighting. This pluggable installation connector can be used for electrical currents up to 25 A. Thus the product is also suitable for high power loads. The WINSTA® MIDI Pluggable Connection System with Push-in CAGE CLAMP® spring pressure connection technology facilitates safe electrification. Due to the included test slot, it is possible to check connections even when they are plugged in. This saves time, labor, and money.

Lower costs through fast commissioning and elimination of service expenses – solutions from WINSTA® MIDI

WINSTA® is the pluggable connection system that is ideally tailored to the strict requirements of electrical installation. It allows error-free installation of cables and components, quickly and reliably. Now you can also lower installation costs without compromising safety and quality: with protection type IP20 reduces the need for servicing and prevents unnecessary downtime.

- effective protection against mismatching
- pre-assembled versions
- with I coding for lighting control (DALI standard)
- exact dimensions
- convenient installation and commissioning

Electrical data

Ratings per	IEC/EN 60664-1		
Overvoltage category	III	III	II
Pollution degree	3	2	2
Nominal voltage	400 V	-	-
Rated impulse withstand voltage	6 kV	-	-
Rated current	25 A	-	-

Approvals per	UL 1977
Rated voltage	600 V
Rated current	23 A

General information

Note on contact resistance	approx. 1 mΩ of contact resistance approx. 0.25 mΩ contact transition plug/ socket
----------------------------	--

Connection Data

Total number of potentials	5	Connection 1	
PE function	Preceding PE contact	Pole number	5

Physical data

Pin spacing	10 mm / 0.394 inches
Width	50 mm / 1.969 inches
Height	36.7 mm / 1.445 inches
Depth	51 mm / 2.008 inches

Mechanical data

Use	DALI, Lighting Management
Coding	I
Variable coding	No
Marking	N ⊕ L DA- DA+
Potential marking	N ⊕ L DA- DA+
Mating force of a plug-in connection	Approx. 20 ... 70 N (depending on pole number)
Retention force of a plug-in connection	When locked: > 80 N
Unmating force of a plug-in connection	Unlocked: approx. 20 ... 70 N (depending on pole number)
Number of mating cycles	200, without resistive load
Type of distribution box	h-distribution connector, outputs at both ends
Protection type	IP20; When mated: IP2xC (These compact connectors are not designed for use in open, easily accessible areas!)

Plug-in connection

Mismating protection	Yes
Note on mismating protection	All <i>WINSTA</i> ® components are 100% protected against mismating when: a.) plugging different numbers of poles b.) plugging while rotated 180 c.) plugging while laterally staggered d.) plugging one pole
Locking lever	Yes
Locking of plug-in connection	Locking lever
Note on locking system	All connectors for mounted installations (snap-in versions for lighting fixtures or devices, all types of PCB and distribution connectors) are factory-equipped with locking levers to ensure plugs and sockets are securely locked. Additional locking levers are only required for flying leads (plug/socket).
Number of locking levers	2

Material data

Note (material data)	Information on material specifications can be found here
Color	blue
Insulation material (main housing)	Polyamide (PA66)
Flammability class per UL94	V0
Contact material	Copper or copper alloy; surface-treated
Contact Plating	Tin
Fire load	0.517 MJ
Weight	38 g

Environmental requirements

Processing temperature	-5 ... +40 °C
Continuous operating temperature	-35 ... +85 °C
Note on continuous operating temperature	Insulating parts for temperatures ≤ 105 °C

Commercial data

Product Group	20 (Winsta)
PU (SPU)	25 pcs
Packaging type	Box
Country of origin	DE
GTIN	4045454706890
Customs tariff number	85366990990

Product Classification

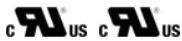
UNSPSC	39121421
eCl@ss 10.0	27-44-06-03
eCl@ss 9.0	27-44-06-03
ETIM 9.0	EC002567
ETIM 10.0	EC002567
ECCN	NO US CLASSIFICATION

Environmental Product Compliance

RoHS Compliance Status	Compliant, No Exemption
------------------------	-------------------------

Approvals / Certificates

General approvals



Approval	Standard	Certificate Name
cURus Underwriters Laboratories Inc.	UL 1977	E45171
cURus Underwriters Laboratories Inc.	UL 1059	E 45172

Downloads

Environmental Product Compliance

Compliance Search			
Environmental Product Compliance 770-992			↓

Documentation

Bid Text			
770-992	19.02.2019	xml 2.72 KB	↓
770-992	12.03.2015	doc 23.00 KB	↓
ausschreiben.de 770-992			

CAD/CAE-Data

CAD data	
2D/3D Models 770-992	↓

CAE data	
WSCAD Universe 770-992	↓
ZUKEN Portal 770-992	↓

1 Compatible Products

1.1 System counterpart

1.1.1 Cable assembly



Item No.: 771-9985/206-101
pre-assembled connecting cable; Eca; Plug/open-ended; 5-pole; Cod. I; H05VV-F 5G 1.5 mm²; 1 m; 1,50 mm²; blue

Item No.: 771-9985/106-101
pre-assembled connecting cable; Eca; Socket/open-ended; 5-pole; Cod. I; H05VV-F 5G 1.5 mm²; 1 m; 1,50 mm²; blue

Item No.: 771-9985/006-101
pre-assembled interconnecting cable; Eca; Socket/plug; 5-pole; Cod. I; H05VV-F 5G 1.5 mm²; 1 m; 1,50 mm²; blue

1.1.2 Female connector/socket



Item No.: 770-1105
Socket; 5-pole; Cod. I; 4,00 mm²; blue

Item No.: 770-1105/022-000
Socket; with strain relief housing; 5-pole; Cod. I; 4,00 mm²; blue

1.1.3 Male connector/plug



Item No.: 770-1115

Plug; 5-pole; 4,00 mm²; blue

Item No.: 770-1115/022-000

Plug; with strain relief housing; 5-pole; Cod. I; 4,00 mm²; blue

1.2 Optional Accessories

1.2.1 Cover

1.2.1.1 Cover



Item No.: 770-201

Lockout cap; 12-pole, separable; for sockets; Plastic; black

Item No.: 770-221

Lockout cap; 12-pole, separable; for sockets; Plastic; white

Item No.: 770-360

Lockout cap; for plugs; 5-pole; separable; yellow

1.2.2 Installation

1.2.2.1 Mounting accessories



Item No.: 770-625


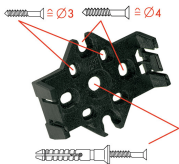
Mounting plate; 5-pole; for distribution connectors; Plastic; black

Item No.: 770-675

Mounting plate; 5-pole; for distribution connectors; Plastic; white

Installation Notes

Installation



Mounting plates can be secured using commercially available screws or nail-drive anchors.

The distribution connectors snap together when attached to the mounting plate.

To release the distribution connector, unlock the latch using a screwdriver.

All distribution connector connections are locked and protected against accidental disconnection directly after mating. Locking of any connection is released using a screwdriver, even if all connections are used.