






36 607 985

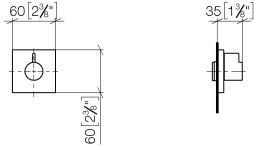


- rosette 60 x 60 mm
- head part with cut-to-length spindle and sleeve
- WRAS

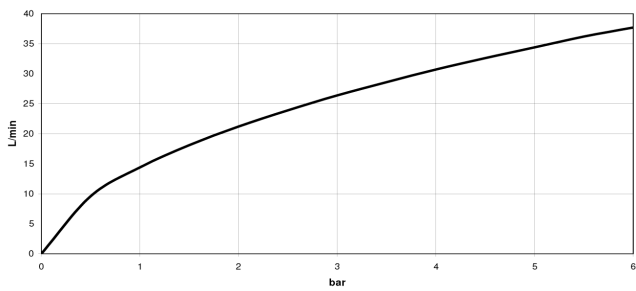
	Matte Black	36 607 985-33
	Chrome	36 607 985-00
	Brushed Platinum	36 607 985-06
	Dark Chrome	36 607 985-19
	Brushed Light Gold (PVD)	36 607 985-27
	Brushed Gold (PVD)	36 607 985-37
	Brushed Chrome	36 607 985-93
	Brushed Dark Platinum	36 607 985-99

36 607 985

mm [inches]



Flow rate chart



Codes & Standards

DIN 4109

EN 1111

ISO 3822

Scottish Water
Byelaws

UK Water Supply
Regulations

Ü-Zeichen



SYMETRICS Wall valve anti-clockwise closing 1/2" - Matte Black

SYMETRICS

36 607 985

Certificates and sustainability

WRAS_2011

DVGW_DW-
6512DN0

LGA_29

WRAS_2010

LGA_29

EPD-DOR-20230287

-IBA1-EN

Environmental.prod
uct-declarat

36 607 985

Parts for other
finishes can be found
here: [Chrome](#)

