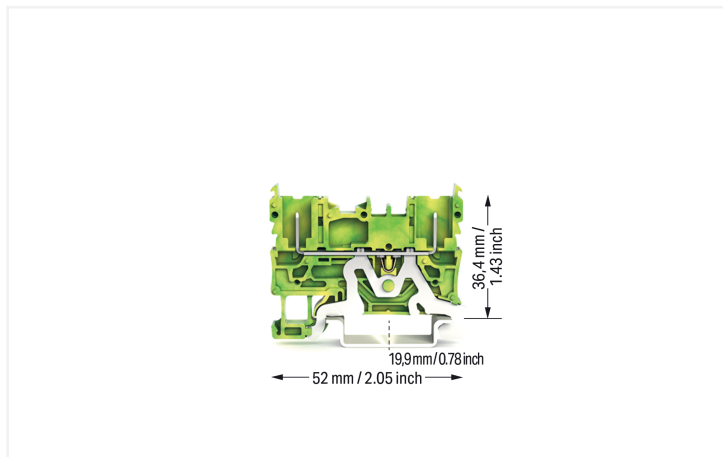


## Data Sheet | Item Number: 2022-1607

2-pin ground carrier terminal block; for DIN-rail 35 x 15 and 35 x 7.5; green-yellow

<https://www.wago.com/2022-1607>



Color: ■ green-yellow

2-pin ground carrier terminal block, 2022 Series, green-yellow

Effortless electrical installations are guaranteed with 2-pin ground carrier terminal block (item number 2022-1607). Pluggable rail-mount terminal blocks are hugely popular in switchgear and control systems, for example, in railroad technology. They combine the best of rail-mount terminal blocks and connectors to create the perfect solution. Variable wiring systems make pre-assembly easy, which saves both time and money in production, installation, operation, and maintenance.

### Notes

Safety Information

A separator plate (Item No. 209-191) or a 10 mm end stop (Item No. 249-117) must be placed at the end of a WAGO X-COM®S-SYSTEM terminal strip.

### Electrical data

Ratings per	IEC/EN 60947-7-2		
Overvoltage category	III	III	II
Pollution degree	3	2	2
Nominal voltage	-	-	-
Rated impulse withstand voltage	-	-	-
Rated current	-	-	-

### Connection Data

Female plug slots	2
Total number of potentials	1
Number of levels	1

### Physical data

Width	5.2 mm / 0.205 inches
Height	52 mm / 2.047 inches
Depth from upper-edge of DIN-rail	32.5 mm / 1.28 inches

### Mechanical data

Design	horizontal type
Mounting type	DIN-35 rail
Marking level	Center/side marking

### Material data

Note (material data)	<a href="#">Information on material specifications can be found here</a>
Color	green-yellow
Material group	I
Insulation material (main housing)	Polyamide (PA66)
Flammability class per UL94	V0
Fire load	0.12 MJ
Weight	8.3 g

### Environmental requirements

Continuous operating temperature	-60 ... +105 °C
----------------------------------	-----------------

### Commercial data

PU (SPU)	50 pcs
Packaging type	Box
Country of origin	CN
GTIN	4055143828871
Customs tariff number	85366990990

### Product Classification

UNSPSC	39121410
ETIM 9.0	EC000901
ETIM 10.0	EC000901
ECCN	NO US CLASSIFICATION

### Environmental Product Compliance

RoHS Compliance Status	Compliant, No Exemption
------------------------	-------------------------

### Approvals / Certificates

#### General approvals



Approval	Standard	Certificate Name
CCA DEKRA Certification B.V.	C22.2 No. 158	2437422
CCA DEKRA Certification B.V.	EN 60947	NTR CCA NL-7864
DEKRA DEKRA Certification B.V.	EN 60947	71-145809

#### General approvals

KEMA/KEUR DEKRA Certification B.V.	EN 60947	71-116567
UL Underwriters Laboratories Inc.	UL 1059	E45172

## Downloads

### Environmental Product Compliance

#### Compliance Search

Environmental Product Compliance 2022-1607



## Documentation

### Bid Text

2022-1607	20.05.2019	xml 4.12 KB	
2022-1607	20.05.2019	docx 15.12 KB	

## CAD/CAE-Data

### CAD data

2D/3D Models  
2022-1607



## 1 Compatible Products

### 1.1 System counterpart

#### 1.1.1 Female connector/socket



**Item No.: 2022-101**

1-conductor female connector; Push-in CAGE CLAMP®; 4 mm²; Pin spacing 5.2 mm; 1-pole; 4,00 mm²; gray

**Item No.: 2022-101/000-016**

1-conductor female connector; Push-in CAGE CLAMP®; 4 mm²; Pin spacing 5.2 mm; 1-pole; 4,00 mm²; green-yellow

## 1.2 Required Accessories

### 1.2.1 End plate

#### 1.2.1.1 End plate



**Item No.: 2022-1691**

End plate; 1 mm thick; gray

**Item No.: 2022-1692**

End plate; 1 mm thick; orange

### 1.3 Optional Accessories

#### 1.3.1 Coding

##### 1.3.1.1 Coding



**Item No.: 2022-100**  
Carrier with 6 coding pins; for coding of female plugs; orange

#### 1.3.2 DIN-rail

##### 1.3.2.1 Mounting accessories



**Item No.: 210-196**  
Aluminum carrier rail; 35 x 8.2 mm; 1.6 mm thick; 2 m long; unslotted; similar to EN 60715; silver-colored



**Item No.: 210-198**  
Copper carrier rail; 35 x 15 mm; 2.3 mm thick; 2 m long; unslotted; according to EN 60715; copper-colored



**Item No.: 210-197**  
Steel carrier rail; 35 x 15 mm; 1.5 mm thick; 2 m long; slotted; similar to EN 60715; silver-colored



**Item No.: 210-114**  
Steel carrier rail; 35 x 15 mm; 1.5 mm thick; 2 m long; unslotted; similar to EN 60715; silver-colored



**Item No.: 210-118**  
Steel carrier rail; 35 x 15 mm; 2.3 mm thick; 2 m long; unslotted; according to EN 60715; silver-colored



**Item No.: 210-115**  
Steel carrier rail; 35 x 7.5 mm; 1 mm thick; 2 m long; slotted; according to EN 60715; "Hole width 18 mm; silver-colored



**Item No.: 210-112**  
Steel carrier rail; 35 x 7.5 mm; 1 mm thick; 2 m long; slotted; according to EN 60715; "Hole width 25 mm; silver-colored



**Item No.: 210-113**  
Steel carrier rail; 35 x 7.5 mm; 1 mm thick; 2 m long; unslotted; according to EN 60715; silver-colored

#### 1.3.3 Jumper

##### 1.3.3.1 Jumper



**Item No.: 2002-400**  
Continuous jumper; 2-way; insulated; light gray



**Item No.: 2002-413**  
Continuous jumper; 3-way; insulated; light gray



**Item No.: 2002-415**  
Continuous jumper; 5-way; insulated; light gray



**Item No.: 2002-423/000-006**  
Continuous jumper; from 1 to 3; insulated; blue



**Item No.: 2002-423**  
Continuous jumper; from 1 to 3; insulated; light gray



**Item No.: 2002-423/000-005**  
Continuous jumper; from 1 to 3; insulated; red



**Item No.: 2002-424/000-006**  
Continuous jumper; from 1 to 4; insulated; blue



**Item No.: 2002-424**  
Continuous jumper; from 1 to 4; insulated; light gray



**Item No.: 2002-424/000-005**  
Continuous jumper; from 1 to 4; insulated; red



**Item No.: 2002-406/020-000**  
Delta jumper; insulated; light gray



**Item No.: 2002-410/000-006**  
Jumper; 10-way; insulated; blue



**Item No.: 2002-410**  
Jumper; 10-way; insulated; light gray



**Item No.: 2002-410/000-005**  
Jumper; 10-way; insulated; red



**Item No.: 2002-402/000-006**  
Jumper; 2-way; insulated; blue



**Item No.: 2002-402**  
Jumper; 2-way; insulated; light gray



**Item No.: 2002-402/000-005**  
Jumper; 2-way; insulated; red



**Item No.: 2002-403/000-006**  
Jumper; 3-way; insulated; blue



**Item No.: 2002-403**  
Jumper; 3-way; insulated; light gray



**Item No.: 2002-403/000-005**  
Jumper; 3-way; insulated; red



**Item No.: 2002-404/000-006**  
Jumper; 4-way; insulated; blue



**Item No.: 2002-404**  
Jumper; 4-way; insulated; light gray



**Item No.: 2002-404/000-005**  
Jumper; 4-way; insulated; red



**Item No.: 2002-405/000-006**  
Jumper; 5-way; insulated; blue



**Item No.: 2002-405**  
Jumper; 5-way; insulated; light gray



**Item No.: 2002-405/000-005**  
Jumper; 5-way; insulated; red



**Item No.: 2002-406/000-006**  
Jumper; 6-way; insulated; blue





































**Item No.: 2002-406**  
Jumper; 6-way; insulated; light gray






**Item No.: 2002-406/000-005**  
Jumper; 6-way; insulated; red

1.3.3.1 Jumper





 <b>Item No.: 2002-407/000-006</b> Jumper; 7-way; insulated; blue	 <b>Item No.: 2002-407</b> Jumper; 7-way; insulated; light gray	 <b>Item No.: 2002-407/000-005</b> Jumper; 7-way; insulated; red	 <b>Item No.: 2002-408/000-006</b> Jumper; 8-way; insulated; blue
 <b>Item No.: 2002-408</b> Jumper; 8-way; insulated; light gray	 <b>Item No.: 2002-408/000-005</b> Jumper; 8-way; insulated; red	 <b>Item No.: 2002-409/000-006</b> Jumper; 9-way; insulated; blue	 <b>Item No.: 2002-409</b> Jumper; 9-way; insulated; light gray
 <b>Item No.: 2002-409/000-005</b> Jumper; 9-way; insulated; red	 <b>Item No.: 2002-440</b> Jumper; from 1 to 10; insulated; light gray	 <b>Item No.: 2002-433</b> Jumper; from 1 to 3; insulated; light gray	 <b>Item No.: 2002-434</b> Jumper; from 1 to 4; insulated; light gray
 <b>Item No.: 2002-435</b> Jumper; from 1 to 5; insulated; light gray	 <b>Item No.: 2002-436</b> Jumper; from 1 to 6; insulated; light gray	 <b>Item No.: 2002-437</b> Jumper; from 1 to 7; insulated; light gray	 <b>Item No.: 2002-438</b> Jumper; from 1 to 8; insulated; light gray
 <b>Item No.: 2002-439</b> Jumper; from 1 to 9; insulated; light gray	 <b>Item No.: 2002-480</b> Staggered jumper; 10-way; insulated; light gray	 <b>Item No.: 2002-481</b> Staggered jumper; 11-way; insulated; light gray	 <b>Item No.: 2002-482</b> Staggered jumper; 12-way; insulated; light gray
 <b>Item No.: 2002-473/011-000</b> Staggered jumper; 2-way; from 1 to 3; insulated; light gray	 <b>Item No.: 2002-472</b> Staggered jumper; 2-way; insulated; light gray	 <b>Item No.: 2002-473</b> Staggered jumper; 3-way; insulated; light gray	 <b>Item No.: 2002-475/011-000</b> Staggered jumper; 3-way; insulated; light gray
 <b>Item No.: 2002-474</b> Staggered jumper; 4-way; insulated; light gray	 <b>Item No.: 2002-475</b> Staggered jumper; 5-way; insulated; light gray	 <b>Item No.: 2002-476</b> Staggered jumper; 6-way; insulated; light gray	 <b>Item No.: 2002-477</b> Staggered jumper; 7-way; insulated; light gray
 <b>Item No.: 2002-478</b> Staggered jumper; 8-way; insulated; light gray	 <b>Item No.: 2002-479</b> Staggered jumper; 9-way; insulated; light gray	 <b>Item No.: 2002-477/011-000</b> Staggered jumper; insulated; light gray	 <b>Item No.: 2002-479/011-000</b> Staggered jumper; insulated; light gray
 <b>Item No.: 2002-481/011-000</b> Staggered jumper; insulated; light gray	 <b>Item No.: 2002-405/011-000</b> Star point jumper; 3-way; insulated; light gray		

1.3.4 Marking

1.3.4.1 Group marker carrier

 <b>Item No.: 2009-191</b> Group marker carrier; gray	 <b>Item No.: 2009-192</b> Group marker carrier; gray	 <b>Item No.: 2009-193</b> Group marker carrier; gray
--	--	--

1.3.4.2 Marker

 <b>Item No.: 2009-145</b> Mini-WSB Inline; for Smart Printer; 1700 pieces on roll; stretchable 5 - 5.2 mm; plain; snap-on type; white	 <b>Item No.: 248-501</b> Mini-WSB marking card; as card; not stretchable; plain; snap-on type; white	 <b>Item No.: 793-5501</b> WMB marking card; as card; for terminal block width 5 - 17.5 mm; stretchable 5 - 5.2 mm; plain; snap-on type; white	 <b>Item No.: 2009-115</b> WMB-Inline; for Smart Printer; 1500 pieces on roll; stretchable 5 - 5.2 mm; plain; snap-on type; white
---	--	--	--

### 1.3.4.3 Marker carrier



**Item No.: 2002-161**

Adaptor; gray

**Item No.: 2009-198**

Adaptor; gray

### 1.3.4.4 Marking strip



**Item No.: 2009-110**

Marking strips; for Smart Printer; on reel; not stretchable; plain; snap-on type; white

### 1.3.5 Push-in type wire jumper

#### 1.3.5.1 Jumper



**Item No.: 2009-414**

Push-in type wire jumper; 1.5 mm<sup>2</sup>; insulated; 110 mm long; black



**Item No.: 2009-414/000-005**

Push-in type wire jumper; 1.5 mm<sup>2</sup>; insulated; 110 mm long; black



**Item No.: 2009-416**

Push-in type wire jumper; 1.5 mm<sup>2</sup>; insulated; 250 mm long; black



**Item No.: 2009-414/000-006**

Push-in type wire jumper; insulated; 110 mm long; black



**Item No.: 2009-412**

Push-in type wire jumper; insulated; 60 mm long; black

### 1.3.6 Screwless end stop

#### 1.3.6.1 Mounting accessories



**Item No.: 249-117**

Screwless end stop; 10 mm wide; for DIN-rail 35 x 15 and 35 x 7.5; gray



**Item No.: 249-116**

Screwless end stop; 6 mm wide; for DIN-rail 35 x 15 and 35 x 7.5; gray

### 1.3.7 Tool

#### 1.3.7.1 Operating tool




**Item No.: 210-720**


Operating tool; Blade: 3.5 x 0.5 mm; with a partially insulated shaft; multicoloured

## Installation Notes


### Installation



Snap individual carrier terminal blocks onto the DIN-rail and slide together.




Open the assembly by laterally sliding a block via operating tool (3.5 x 0.5 mm blade).




Separate terminal block assembly and slide individual terminal blocks laterally using an operating tool.


### Commoning



Commoning X-COM®S-SYSTEM Terminal Blocks using jumpers for TOPJOB® S Terminal Blocks. An end plate provides connection to TOPJOB® S Terminal Blocks. 2020 and 2022 Series Terminal Blocks are combinable. Jumper slots are on the same level for both series.




Pairing push-in comb style jumpers.




Commoning with push-in type wire jumper.

### Testing



Test plug adapter (Item No. 2009-174) for 4 mm test plugs or banana plugs – also suitable for X-COM®S-SYSTEM-MINI Terminal Blocks.

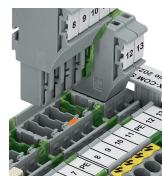
### Coding



Insert coding pin into the corresponding slot and twist it off.



Coding a female plug: remove coding finger using a suitable tool.



Insert a coding pin (Item No. 2022-100) into the corresponding location of the carrier terminal block.

