

Productinformatieblad

Specificaties



Harmony XB5, Bedrijfsurenteller, Mechanische display 5 cijfers, 230-240V

XB5DSM

EAN Code: 3389110102642

Prijs: 154,55 EUR

Hoofd

range of product	Harmony XB5
kraag materiaal	Donkergrijs kunststof
product or component type	Uurteller
bevestigingsdiameter	22 mm
reset	Zonder

Complementair

Us nominale voedingsspanning	230...240 V +/- 10 %
display digits	5
stroomverbruik	8 mA
weerstand hoge druk drukring	7000000 Pa bij 55 °C, afstand: 0.1 m
mounting mode	Verzonken montage
mounting support	Paneelmontage
height	30 mm
width	30 mm
depth	60 mm
product presentatie	Monolithisch product
net weight	0,045 kg

Omgeving

beschermende behandeling	TH
ambient air temperature for storage	-40...70 °C
ambient air temperature for operation	-25...70 °C
beschermingsklasse tegen elektrische schokken	Klasse II conforming to IEC 60536
IP beschermingsgraad	IP65 conforming to IEC 60529
NEMA beschermingsgraad	NEMA 13
standards	IEC 60947-5-1
product certifications	CE UL

Verpakkingseenheid

De weergegeven prijs is de adviesprijs in euro excl. BTW. Deze kan onderhevig zijn aan korting. Neem contact op met uw lokale distributeur of detailhandel voor de daadwerkelijke prijs

Unit Type of Package 1	PCE
Number of Units in Package 1	1
Package 1 Height	8,800 cm
Package 1 Width	3,400 cm
Package 1 Length	5,300 cm
Package 1 Weight	45,000 g
Unit Type of Package 2	S03
Number of Units in Package 2	100
Package 2 Height	30,000 cm
Package 2 Width	30,000 cm
Package 2 Length	40,000 cm
Package 2 Weight	4,890 kg

contractuele waarborg

Garantie	18 months
-----------------	-----------

Environmental Data

Schneider Electric wil tegen 2050 de Net Zero-status hebben bereikt via partnerschappen in de toeleveringsketen, materialen met een lagere impact en circulariteit via onze doorlopende campagne "Use Better, Use Longer, Use Again" om de levensduur van producten en de recycleerbaarheid te verlengen.

[Uitleg van Environmental Data](#) >

[Hoe evalueren we de duurzaamheid van producten?](#) >

Milieuoetafdruk

Totale levenscyclus ecologische voetafdruk	1
--	---

Use Better

Materialen en verpakking

Pakket met gerecycleerd karton	Ja
--------------------------------	----

Verpakkingen zonder kunststof	Ja
-------------------------------	----

EU-richtlijn RoHS	Voldoet pro-actief (Product valt niet onder de EU RoHS juridische scope)
-----------------------------------	--

REACH-regelgeving	REACH-verklaring
-------------------	----------------------------------

Use Again

Herverpakken en herfabriceren

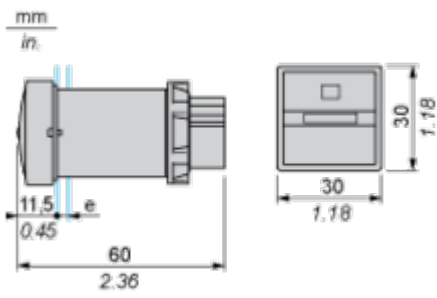
Circulair Profiel	Informatie over einde levensduur
-------------------	--

Terugname	No
-----------	----

WEEE Label	 Het product moet op markten van de Europese Unie worden afgevoerd volgens specifieke afvalinzamelingsregels en mag nooit in een gewone vuilnisbak terechtkomen.
------------	---

Dimensions Drawings

Dimensions



e: panel thickness: 1 to 6 mm / 0.04 to 0.24 in.

Mounting and Clearance

Panel Cut-out for Pushbuttons, Switches and Pilot Lights (Finished Holes, Ready for Installation)

Connection by Screw Clamp Terminals or Plug-in Connectors or on Printed Circuit Board



- (1) Diameter on finished panel or support
- (2) For selector switches and Emergency stop buttons, use of an anti-rotation plate type ZB5AZ902 is recommended.
- (3) Ø22.5 mm recommended ($\text{Ø}22.3_0^{+0.4}$) / Ø0.89 in. recommended ($\text{Ø}0.88_0^{+0.016}$)

Connections	a in mm	a in in.	b in mm	b in in.
By screw clamp terminals or plug-in connector	40	1.57	30	1.18
By Faston connectors	45	1.77	32	1.26
On printed circuit board	30	1.18	30	1.18

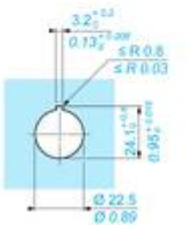
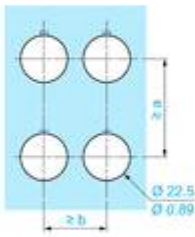
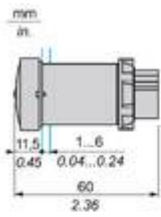
Detail of Lug Recess



- (1) Diameter on finished panel or support
- (2) For selector switches and Emergency stop buttons, use of an anti-rotation plate type ZB5AZ902 is recommended.
- (3) Ø22.5 mm recommended ($\text{Ø}22.3_0^{+0.4}$) / Ø0.89 in. recommended ($\text{Ø}0.88_0^{+0.016}$)

Technical Illustration

Dimensions



		a (mm)	a (in.)	b (mm)	b (in.)
	ZBE..... ZBV.....	40	1.57	30	1.18
	ZBE.....3 ZBV.....3	45	1.77	32	1.26
	ZBE.....4 ZBV.....4	40	1.57	30	1.18
	ZBE.....5 ZBV.....5	50	1.97	30	1.18
	ZBE.....9 ZBV.....9	40	1.57	30	1.18
	ZBRT• ZBRV1	40	1.57	30	1.18

Offer Marketing Illustration

Product benefits / Features

Features Harmony XB5



- 

Quick and easy assembly and disassembly
- 

Excellent mechanical connection with operator head
- 

Various types of connection: screw clamp, connector, Faston connector, spring terminal, or printed circuit board
- 

Large set of accessories to customize your panels
- 

Robustness to withstand harsh environments

Offer Marketing Illustration

Product benefits / Features

Technical Benefits

Harmony XB5

Conformity with IEC, UL, CSA, CCC EAC, and JIS standards, as well as CE marking and marine approvals

Up to IP66, 67, 69, 69K, and type 4X protection ratings

High vibration resistance with shake-proof terminal screws



Operating temperature from -40°C to 70°C

Shock protection level up to IK06

Secure switching of inductive or heavy DC loads directly – 100 000 operations at 10A, 24V dc

Offer Marketing Illustration

Product benefits / Features

Technical Benefits

Harmony XB5

Conformity with IEC, UL, CSA, CCC EAC, and JIS standards, as well as CE marking and marine approvals

Up to IP66, 67, 69, 69K, and type 4X protection ratings

High vibration resistance with shake-proof terminal screws



Operating temperature from -40°C to 70°C

Shock protection level up to IK06

Secure switching of inductive or heavy DC loads directly – 100 000 operations at 10A, 24V dc

Offer Marketing Illustration

Product benefits / Features

Features Harmony XB5



- 

Quick and easy assembly and disassembly
- 

Excellent mechanical connection with operator head
- 

Various types of connection: screw clamp, connector, Faston connector, spring terminal, or printed circuit board
- 

Large set of accessories to customize your panels
- 

Robustness to withstand harsh environments

Image of product / Alternate images

Alternative





