


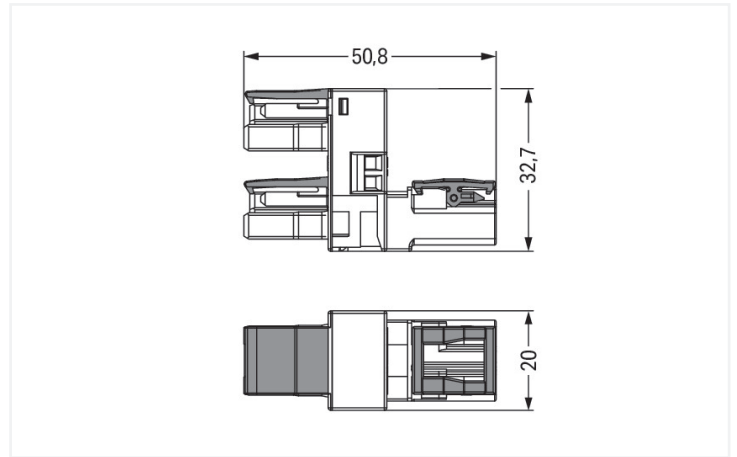
Data Sheet | Item Number: 770-1686

h-distribution connector; 2-pole; Cod. A; 1 input; 2 outputs; outputs on one side; 3 locking levers; for flying leads; white

<https://www.wago.com/770-1686>



Color: ■ white



Dimensions in mm

Distribution connector WINSTA® MIDI A coding

Use effective pluggable connections instead of laborious screw connections: With the WINSTA® MIDI distribution connector with locking latch. Whether on PCBs, in control cabinets or for connecting lights – pluggable installation connectors from WAGO allow you to establish connections according to a huge variety of requirements in seconds. The color coding and mechanical coding of the pluggable installation connector ensure error-free installation of the individual components – including protection against mismatching. The pluggable installation connector offers touch-proof protection with live components in accordance with protection type IP20 (When mated: IP2xC (These compact connectors are not designed for use in open, easily accessible areas!)). General mains applications for almost any domain of use can be implemented with WINSTA® MIDI pluggable installation connectors with A coding. This pluggable installation connector can be used for electrical currents up to 25 A. Thus the product is ideally suitable for high power loads. WINSTA® MIDI with Push-in CAGE CLAMP® spring pressure connection technology is used in a broad range of individual products you can use for quick, easy and maximally flexible installation.

WINSTA® MIDI solutions for your electrical installation – protected against mismatching and maintenance-free

The WINSTA® Pluggable Connection System is ideally tailored to the strict requirements of building installation. It makes electrical installation pluggable, and consequently more efficient, even more reliable, and error-free. Use of this pre-assembled system reduces time spent on assembly and installation errors at the construction site. Now you can also cut installation expenses without compromising quality and safety: with marking reduces the need for servicing and prevents unnecessary downtime.

- protection against mismatching eliminates errors

- simple circuits
- with A coding for use in many general mains applications
- ready for immediate use
- convenient installation and commissioning

Electrical data

Ratings per	IEC/EN 60664-1			Approvals per	UL 1977
Overvoltage category	III	III	II	Rated voltage	600 V
Pollution degree	3	2	2	Rated current	23 A
Nominal voltage	250 V	-	-		
Rated impulse withstand voltage	4 kV	-	-		
Rated current	25 A	-	-		

General information

Note on contact resistance	approx. 1 mΩ of contact resistance approx. 0.25 mΩ contact transition plug/ socket
----------------------------	--

Connection Data

Total number of potentials	2	Connection 1	
		Pole number	2

Physical data

Pin spacing	10 mm / 0.394 inches
Width	20 mm / 0.787 inches
Height	32.7 mm / 1.287 inches
Depth	50.8 mm / 2 inches

Mechanical data

Use	General mains applications
Coding	A
Marking	L N
Potential marking	L N
Mating force of a plug-in connection	Approx. 20 ... 70 N (depending on pole number)
Retention force of a plug-in connection	When locked: > 80 N
Unmating force of a plug-in connection	Unlocked: approx. 20 ... 70 N (depending on pole number)
Number of mating cycles	200, without resistive load
Type of distribution box	h-distribution connector, outputs at one end
Protection type	IP20; When mated: IP2xC (These compact connectors are not designed for use in open, easily accessible areas!)
Suitable	for flying leads

Plug-in connection

Mismating protection	Yes
Note on mismating protection	All <i>WINSTA</i> ® components are 100% protected against mismating when: a.) plugging different numbers of poles b.) plugging while rotated 180 c.) plugging while laterally staggered d.) plugging one pole
Locking lever	Yes
Locking of plug-in connection	Locking lever
Note on locking system	All connectors for mounted installations (snap-in versions for lighting fixtures or devices, all types of PCB and distribution connectors) are factory-equipped with locking levers to ensure plugs and sockets are securely locked. Additional locking levers are only required for flying leads (plug/socket).
Number of locking levers	3

Material data

Note (material data)	Information on material specifications can be found here
Color	white
Insulation material (main housing)	Polyamide (PA66)
Flammability class per UL94	V0
Contact material	Copper or copper alloy; surface-treated
Contact Plating	Tin
Fire load	0.276 MJ
Weight	15.5 g

Environmental requirements

Processing temperature	-5 ... +40 °C
Continuous operating temperature	-35 ... +85 °C
Note on continuous operating temperature	Insulating parts for temperatures ≤ 105 °C

Commercial data

Product Group	20 (Winsta)
PU (SPU)	50 pcs
Packaging type	Box
Country of origin	DE
GTIN	4050821531357
Customs tariff number	85366990990

Product Classification

UNSPSC	39121402
eCl@ss 10.0	27-44-06-03
eCl@ss 9.0	27-44-06-03
ETIM 9.0	EC002567
ETIM 10.0	EC002567
ECCN	NO US CLASSIFICATION

Environmental Product Compliance

RoHS Compliance Status	Compliant, No Exemption
------------------------	-------------------------

Approvals / Certificates

General approvals



Approval	Standard	Certificate Name
cURus Underwriters Laboratories Inc.	UL 1977	E45171
cURus Underwriters Laboratories Inc.	UL 1059	E 45172

Downloads

Environmental Product Compliance

Compliance Search	
Environmental Product Compliance 770-1686	↓

Documentation

Bid Text			
770-1686	19.02.2019	xml 2.85 KB	↓
770-1686	12.03.2015	doc 23.00 KB	↓

CAD/CAE-Data

CAD data	
2D/3D Models 770-1686	↓

CAE data	
WSCAD Universe 770-1686	↓
ZUKEN Portal 770-1686	↓

1 Compatible Products

1.1 System counterpart

1.1.1 Cable assembly



Item No.: 771-8992/206-102

pre-assembled connecting cable; Eca; Plug/open-ended; 2-pole; Cod. A; H05VV-F 2 x 1.5 mm²; 1 m; 1,50 mm²; white

Item No.: 771-8992/106-102

pre-assembled connecting cable; Eca; Socket/open-ended; 2-pole; Cod. A; H05VV-F 2 x 1.5 mm²; 1 m; 1,50 mm²; white

Item No.: 771-8992/006-102

pre-assembled interconnecting cable; Eca; Socket/plug; 2-pole; Cod. A; H05VV-F 2 x 1.5 mm²; 1 m; 1,50 mm²; white

1.1.2 Female connector/socket



Item No.: 770-222

Socket; 2-pole; Cod. A; white

Item No.: 770-122/041-000

Socket; with strain relief housing; 2-pole; Cod. A; white

1.1.3 Male connector/plug



Item No.: 770-232

Plug; 2-pole; Cod. A; white

Item No.: 770-132/041-000

Plug; with strain relief housing; 2-pole; Cod. A; white

1.2 Optional Accessories

1.2.1 Cover

1.2.1.1 Cover



Item No.: 770-201

Lockout cap; 12-pole, separable; for sockets; Plastic; black

Item No.: 770-221

Lockout cap; 12-pole, separable; for sockets; Plastic; white

Item No.: 770-360

Lockout cap; for plugs; 5-pole; separable; yellow

1.2.2 Installation

1.2.2.1 Mounting accessories



Item No.: 770-1626

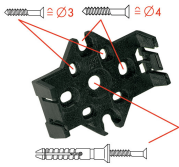
Mounting plate; 2-pole; for distribution connectors; Plastic; black

Item No.: 770-1627

Mounting plate; 2-pole; for distribution connectors; Plastic; white

Installation Notes

Installation



Mounting plates can be secured using commercially available screws or nail-drive anchors.



The distribution connectors snap together when attached to the mounting plate.



To release the distribution connector, unlock the latch using a screwdriver.



All distribution connector connections are locked and protected against accidental disconnection directly after mating. Locking of any connection is released using a screwdriver, even if all connections are used.