


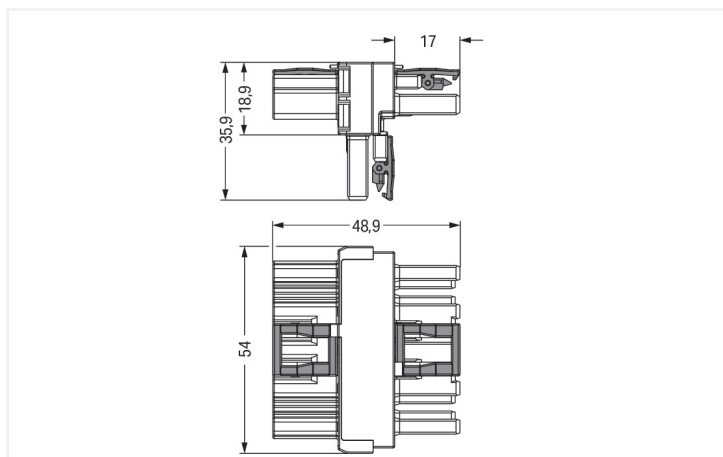
## Data Sheet | Item Number: 770-1743

T-distribution connector; 5-pole; Cod. B; 1 input; 2 outputs; 3 locking levers; for flying leads; pink

<https://www.wago.com/770-1743>



Color: ■ pink



Dimensions in mm

### Distribution connector WINSTA® MIDI 5-pole

For signal and power transmission: The WINSTA® MIDI distribution connector rated current 25 A. On PCBs, in control cabinets or for connecting lights – pluggable installation connectors from WAGO allow you to establish connections according to many different requirements in no time flat. For greater protection in electrical installations, the pluggable installation connector is provided with mechanical protection against mismatching. The pluggable installation connector is protected in accordance with protection type IP20 (When mated: IP2xC (These compact connectors are not designed for use in open, easily accessible areas!)). That results in the fact that users' fingers will never come into contact with electrified elements. Solutions like the WINSTA® MIDI pluggable installation connectors with B coding are appropriate for applications related to process control, such as for lighting or in data networks. This pluggable installation connector is designed for a load of up to 25 A. As a result, it can also be used for high power loads. The WINSTA® MIDI Pluggable Connection System with Push-in CAGE CLAMP® spring pressure connection technology facilitates exemplary electrification. Thanks to the included test slot, it is possible to check connections even when they are plugged in. That saves time and reduces installation labor and costs.

WINSTA® MIDI solutions for your electrical installation – protected against mismatching and maintenance-free

The WINSTA® Pluggable Connection System allows pluggable electrical installation. This significantly reduces the need for servicing and lowers costs. Choose durability and quality – with protection type IP20 from WAGO makes the electrical installation of electrical components noticeably easier.

- effective protection against mismatching
- for automation controllers
- with B coding for controllers, for example sun blinds and lighting fixtures

- ready to install and use immediately
- quick replacement of defective units during ongoing operation

## Notes

Variants:	Other pole markings Other versions (or variants) can be requested from WAGO Sales or configured at <a href="https://configurator.wago.com/">https://configurator.wago.com/</a> .
-----------	---

## Electrical data

Ratings per	IEC/EN 60664-1			Ratings per IEC/EN – Notes	
Overvoltage category	III	III	II	Rated current (note)	25 A for 3-pole load 20 A for 4- and 5-pole load
Pollution degree	3	2	2		
Nominal voltage	400 V	-	-		
Rated impulse withstand voltage	6 kV	-	-		
Rated current	25 A	-	-		

## Approvals per

### UL 1977

Rated voltage	600 V
Rated current	23 A

## General information

Note on contact resistance	approx. 1 mΩ of contact resistance approx. 0.25 mΩ contact transition plug/socket
----------------------------	--

## Connection Data

Total number of potentials	5	<b>Connection 1</b>	
		Pole number	5

## Physical data

Pin spacing	10 mm / 0.394 inches
Width	54 mm / 2.126 inches
Height	35.9 mm / 1.413 inches
Depth	48.9 mm / 1.925 inches

## Mechanical data

Use	Control technology
Coding	B
Marking	5 4 3 2 1
Potential marking	1 2 3 4 5
Mating force of a plug-in connection	Approx. 20 ... 70 N (depending on pole number)
Retention force of a plug-in connection	When locked: > 80 N
Unmating force of a plug-in connection	Unlocked: approx. 20 ... 70 N (depending on pole number)
Number of mating cycles	200, without resistive load
Type of distribution box	T-distribution connector
Protection type	IP20; When mated: IP2xC (These compact connectors are not designed for use in open, easily accessible areas!)
Suitable	for flying leads

### Plug-in connection

Mismating protection	Yes
Note on mismating protection	All <i>WINSTA</i> ® components are 100% protected against mismating when: a.) plugging different numbers of poles b.) plugging while rotated 180 c.) plugging while laterally staggered d.) plugging one pole
Locking lever	Yes
Locking of plug-in connection	Locking lever
Note on locking system	All connectors for mounted installations (snap-in versions for lighting fixtures or devices, all types of PCB and distribution connectors) are factory-equipped with locking levers to ensure plugs and sockets are securely locked. Additional locking levers are only required for flying leads (plug/socket).
Number of locking levers	3

### Material data

Note (material data)	<a href="#">Information on material specifications can be found here</a>
Color	pink
Insulation material (main housing)	Polyamide (PA66)
Flammability class per UL94	V0
Contact material	Copper or copper alloy; surface-treated
Contact Plating	Tin
Fire load	0.547 MJ
Weight	26.7 g

### Environmental requirements

Processing temperature	-5 ... +40 °C
Continuous operating temperature	-35 ... +85 °C
Note on continuous operating temperature	Insulating parts for temperatures ≤ 105 °C

### Commercial data

Product Group	20 (Winsta)
PU (SPU)	50 pcs
Packaging type	Box
Country of origin	DE
GTIN	4050821702245
Customs tariff number	85366990990

### Product Classification

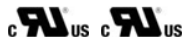
UNSPSC	39121421
eCl@ss 10.0	27-44-06-03
eCl@ss 9.0	27-44-06-03
ETIM 9.0	EC002567
ETIM 10.0	EC002567
ECCN	NO US CLASSIFICATION

**Environmental Product Compliance**

RoHS Compliance Status Compliant, No Exemption

**Approvals / Certificates**

**General approvals**



Approval	Standard	Certificate Name
cURus Underwriters Laboratories Inc.	UL 1977	E45171
cURus Underwriters Laboratories Inc.	UL 1059	E 45172

**Downloads**

**Environmental Product Compliance**

Compliance Search

Environmental Product Compliance 770-1743	↓
---	---

**Documentation**

Bid Text

Item	Date	File Type	Size	Action
770-1743	19.02.2019	xml	2.81 KB	↓
770-1743	12.03.2015	doc	23.00 KB	↓

**CAD/CAE-Data**

CAD data

2D/3D Models 770-1743	↓
--------------------------	---

CAE data

WSCAD Universe 770-1743	↓
ZUKEN Portal 770-1743	↓

## 1 Compatible Products

### 1.1 System counterpart

#### 1.1.1 Cable assembly



**Item No.: 771-9995/205-107**

pre-assembled connecting cable; Eca; Plug/open-ended; 5-pole; Cod. B; (H) 05VV-F 5x1,0 mm<sup>2</sup>; 1 m; 1,00 mm<sup>2</sup>; pink



**Item No.: 771-9995/105-107**

pre-assembled connecting cable; Eca; Socket/open-ended; 5-pole; Cod. B; (H) 05VV-F 5x1,0 mm<sup>2</sup>; 1 m; 1,00 mm<sup>2</sup>; pink



**Item No.: 771-9995/005-107**

pre-assembled interconnecting cable; Eca; Socket/plug; 5-pole; Cod. B; (H)05VV-F 5x1,0 mm<sup>2</sup>; 1 m; 1,00 mm<sup>2</sup>; pink

#### 1.1.2 Female connector/socket



**Item No.: 770-285**

Socket; 5-pole; Cod. B; 4,00 mm<sup>2</sup>; pink

#### 1.1.3 Male connector/plug



**Item No.: 770-295**

Plug; 5-pole; Cod. B; 4,00 mm<sup>2</sup>; pink

## 1.2 Optional Accessories

### 1.2.1 Cover

#### 1.2.1.1 Cover



**Item No.: 770-201**

Lockout cap; 12-pole, separable; for sockets; Plastic; black



**Item No.: 770-221**

Lockout cap; 12-pole, separable; for sockets; Plastic; white



**Item No.: 770-360**

Lockout cap; for plugs; 5-pole; separable; yellow

### 1.2.2 Installation

#### 1.2.2.1 Mounting accessories



**Item No.: 770-354**

Mounting plate; 2- to 5-pole; for distribution connectors; silver-colored

## Installation Notes

### Installation



Mounting plates can be secured using commercially available screws or nail-drive anchors.



The distribution connectors snap together when attached to the mounting plate.



To release the distribution connector, unlock the latch using a screwdriver.



All distribution connector connections are locked and protected against accidental disconnection directly after mating. Locking of any connection is released using a screwdriver, even if all connections are used.