


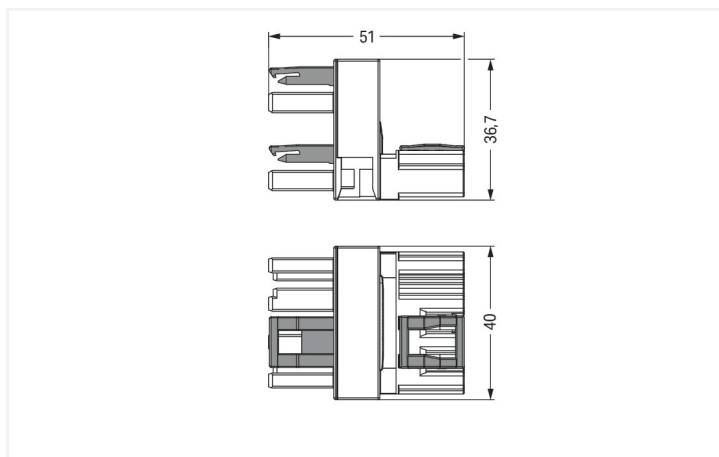

## Data Sheet | Item Number: 770-995

h-distribution connector; 4-pole; Cod. A; 1 input; 2 outputs; outputs on one side; 3 locking levers; for flying leads; white

<https://www.wago.com/770-995>



Color: ■ white



Dimensions in mm

### Distribution connector *WINSTA*® MIDI with protection type IP20

Use effective pluggable connections instead of laborious screw connections: With the *WINSTA*® MIDI distribution connector with protection against mismatching. On PCBs, in control cabinets or for connecting lights – pluggable installation connectors from WAGO allow you to make connections according to many different requirements in next to no time. For greater protection in electrical installations, the pluggable installation connector is equipped with mechanical protection against mismatching. The pluggable installation connector offers touch-proof protection with live components in accordance with protection type IP20 (When mated: IP2xC (These compact connectors are not designed for use in open, easily accessible areas!)). The *WINSTA*® MIDI pluggable installation connector with A coding in black or white is normally used for general mains applications in power distribution. The rated current and voltage are important criteria for selecting a pluggable installation connector: They tell us about the product's domains of use. This product has a current rating of 25 A – therefore it is suitable for robust loads. The *WINSTA*® MIDI Pluggable Connection System with Push-in CAGE CLAMP® spring pressure connection technology facilitates exemplary electrification. Due to the included test slot, connections can be checked even when they are plugged in. That saves time and reduces installation labor and costs.

Lower costs through fast commissioning and elimination of service expenses – solutions from *WINSTA*® MIDI

The *WINSTA*® Pluggable Connection System allows pluggable electrical installation. This significantly reduces the need for servicing and lowers costs. Take advantage of the pluggable version of our maintenance-free spring pressure connection technology too! Plan your installation with with locking lever from WAGO.

- pluggable installation connectors with protection against mismatching

- simple circuits
- with A coding for use in a large number of general mains applications
- ready to install and use immediately
- fast, secure installation

### Electrical data

Ratings per	IEC/EN 60664-1			Approvals per	UL 1977
	III	III	II		
Overvoltage category	III	III	II	Rated voltage	600 V
Pollution degree	3	2	2	Rated current	23 A
Nominal voltage	400 V	-	-		
Rated impulse withstand voltage	6 kV	-	-		
Rated current	25 A	-	-		

### General information

Note on contact resistance	approx. 1 mΩ of contact resistance approx. 0.25 mΩ contact transition plug/ socket
----------------------------	--

### Connection Data

Total number of potentials	4	<b>Connection 1</b>	
PE function	Preceding PE contact		
		Pole number	4

### Physical data

Pin spacing	10 mm / 0.394 inches
Width	40 mm / 1.575 inches
Height	36.7 mm / 1.445 inches
Depth	51 mm / 2.008 inches

### Mechanical data

Use	General mains applications
Coding	A
Marking	N ⊕ 2/L 1/L'
Potential marking	N ⊕ 2/L 1/L'
Mating force of a plug-in connection	Approx. 20 ... 70 N (depending on pole number)
Retention force of a plug-in connection	When locked: > 80 N
Unmating force of a plug-in connection	Unlocked: approx. 20 ... 70 N (depending on pole number)
Number of mating cycles	200, without resistive load
Type of distribution box	h-distribution connector, outputs at one end
Protection type	IP20; When mated: IP2xC (These compact connectors are not designed for use in open, easily accessible areas!)
Suitable	for flying leads

### Plug-in connection

Mismating protection	Yes
Note on mismating protection	All WINSTA® components are 100% protected against mismating when: a.) plugging different numbers of poles b.) plugging while rotated 180 c.) plugging while laterally staggered d.) plugging one pole
Locking lever	Yes
Locking of plug-in connection	Locking lever
Note on locking system	All connectors for mounted installations (snap-in versions for lighting fixtures or devices, all types of PCB and distribution connectors) are factory-equipped with locking levers to ensure plugs and sockets are securely locked. Additional locking levers are only required for flying leads (plug/socket).
Number of locking levers	3

### Material data

Note (material data)	<a href="#">Information on material specifications can be found here</a>
Color	white
Insulation material (main housing)	Polyamide (PA66)
Flammability class per UL94	V0
Contact material	Copper or copper alloy; surface-treated
Contact Plating	Tin
Fire load	0.57 MJ
Weight	32 g

### Environmental requirements

Processing temperature	-5 ... +40 °C
Continuous operating temperature	-35 ... +85 °C
Note on continuous operating temperature	Insulating parts for temperatures ≤ 105 °C

### Commercial data

Product Group	20 (Winsta)
PU (SPU)	25 pcs
Packaging type	Box
Country of origin	DE
GTIN	4045454997236
Customs tariff number	85366990990

### Product Classification

UNSPSC	39121409
eCl@ss 10.0	27-44-06-03
eCl@ss 9.0	27-44-06-03
ETIM 9.0	EC002567
ETIM 10.0	EC002567
ECCN	NO US CLASSIFICATION

**Environmental Product Compliance**

RoHS Compliance Status	Compliant, No Exemption
------------------------	-------------------------

**Approvals / Certificates**

**General approvals**



Approval	Standard	Certificate Name
cURus Underwriters Laboratories Inc.	UL 1977	E45171
cURus Underwriters Laboratories Inc.	UL 1059	E 45172

**Downloads**

**Environmental Product Compliance**

Compliance Search
Environmental Product Compliance 770-995

**Documentation**

Bid Text			
770-995	19.02.2019	xml 2.86 KB	
770-995	12.03.2015	doc 23.00 KB	
ausschreiben.de 770-995			

**CAD/CAE-Data**

CAD data
2D/3D Models 770-995

CAE data
WSCAD Universe 770-995
ZUKEN Portal 770-995

## 1 Compatible Products

### 1.1 System counterpart

#### 1.1.1 Cable assembly



**Item No.: 771-9994/206-102**

pre-assembled connecting cable; Eca; Plug/open-ended; 4-pole; Cod. A; H05VV-F 4G 1.5 mm<sup>2</sup>; 1 m; 1,50 mm<sup>2</sup>; white



**Item No.: 771-9994/106-102**

pre-assembled connecting cable; Eca; Socket/open-ended; 4-pole; Cod. A; H05VV-F 4G 1.5 mm<sup>2</sup>; 1 m; 1,50 mm<sup>2</sup>; white



**Item No.: 771-9994/006-102**

pre-assembled interconnecting cable; Eca; Socket/plug; 4-pole; Cod. A; H05VV-F 4G 1.5 mm<sup>2</sup>; 1 m; 1,50 mm<sup>2</sup>; white

#### 1.1.2 Female connector/socket



**Item No.: 770-224**

Socket; 4-pole; Cod. A; white



**Item No.: 770-124**

Socket; with strain relief housing; 4-pole; Cod. A; 4,00 mm<sup>2</sup>; white

#### 1.1.3 Male connector/plug



**Item No.: 770-234**

Plug; 4-pole; Cod. A; white



**Item No.: 770-134**

Plug; with strain relief housing; 4-pole; Cod. A; 4,00 mm<sup>2</sup>; white

## 1.2 Optional Accessories

### 1.2.1 Cover

#### 1.2.1.1 Cover



**Item No.: 770-201**

Lockout cap; 12-pole, separable; for sockets; Plastic; black



**Item No.: 770-221**

Lockout cap; 12-pole, separable; for sockets; Plastic; white



**Item No.: 770-360**

Lockout cap; for plugs; 5-pole; separable; yellow

### 1.2.2 Installation

#### 1.2.2.1 Mounting accessories



**Item No.: 770-624**

Mounting plate; 4-pole; for distribution connectors; Plastic; black

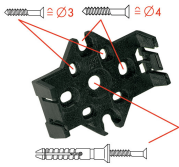


**Item No.: 770-674**

Mounting plate; 4-pole; for distribution connectors; Plastic; white

## Installation Notes

### Installation




Mounting plates can be secured using commercially available screws or nail-drive anchors.



The distribution connectors snap together when attached to the mounting plate.



To release the distribution connector, unlock the latch using a screwdriver.



All distribution connector connections are locked and protected against accidental disconnection directly after mating. Locking of any connection is released using a screwdriver, even if all connections are used.