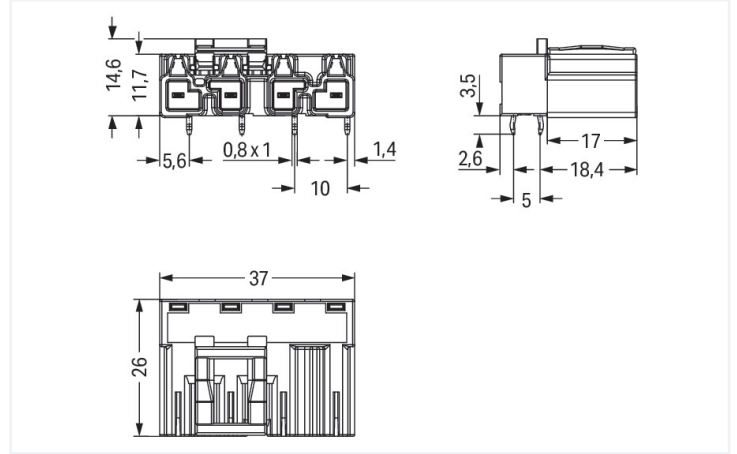



Data Sheet | Item Number: 770-854/011-000

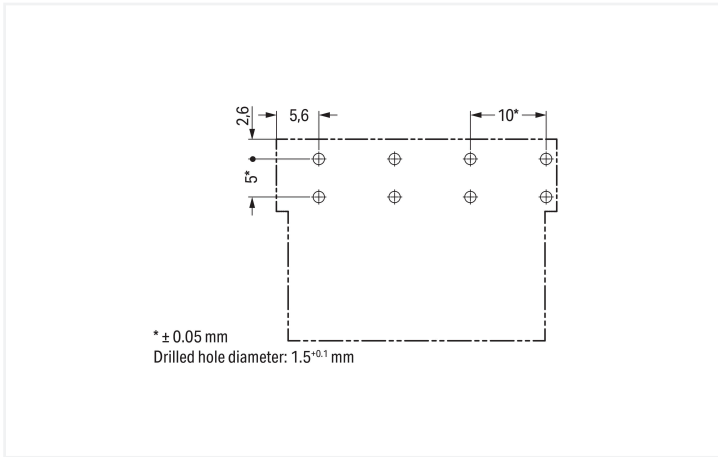
Plug for PCBs; angled; 4-pole; Cod. B; gray

<https://www.wago.com/770-854/011-000>



Color: ■ gray

Dimensions in mm



Dimensions in mm

Male connector/plug WINSTA® MIDI with protection against mismatching

The WINSTA® MIDI male connector/plug B coding are compact but outstanding PCB terminal blocks. They offer easy operation and the greatest flexibility for installation. Our pluggable PCB connectors give you a universal pluggable connection system for your devices that meets all the requirements for a stable device connection that is easy to put into operation. The color coding and mechanical coding of the pcb connectors ensure error-free installation of the individual components – including protection against mismatching. B coding enables the WINSTA® MIDI pcb connectors to be used for application control in the domains of automation, robotics, and mechanical engineering. The rated current and voltage are important criteria for selecting a pcb connectors: They tell us about the product's domains of use. This product has a current rating of 25 A – as a result it is suitable for robust loads. Our WINSTA® MIDI product line allows total flexibility for the installation. Through its Push-in CAGE CLAMP® spring pressure connection technology, it ensures time-saving, error-free installation and offers customization and flexibility for meeting all installation requirements.

Push-in CAGE CLAMP® spring pressure connection technology – pluggable installation instead of laborious screw connections!

WINSTA® is the pluggable connection system that is perfectly tailored to the strict requirements of electrical installation. It ensures fast, secure and, above all, error-free installation of components and cables. Take advantage of the pluggable version of our maintenance-free spring pressure connection technology too! Plan your installation with with locking lever from WAGO.

- pcb connectors with protection against mismatching
- simple circuits
- for automation controllers
- rapid, structured electrical installation

Notes

Variants:

Other pole markings

Other versions (or variants) can be requested from WAGO Sales or configured at <https://configurator.wago.com/>.

Electrical data

Ratings per	IEC/EN 60664-1		
Overvoltage category	III	III	II
Pollution degree	3	2	2
Nominal voltage	400 V	-	-
Rated impulse withstand voltage	6 kV	-	-
Rated current	25 A	-	-

Ratings per IEC/EN – Notes

Rated current (note)	25 A for 3-pole load 20 A for 4-pole load
----------------------	----------------------------------------------

Approvals per

UL 1977

Rated voltage	600 V
Rated current	23 A

General information

Note on contact resistance	approx. 1 mΩ of contact resistance approx. 0.25 mΩ contact transition plug/ socket
----------------------------	------------------------------------------------------------------------------------------

Connection Data

Total number of potentials	4
----------------------------	---

Connection 1

Pole number	4
-------------	---

Physical data

Pin spacing	10 mm / 0.394 inches
Width	37 mm / 1.457 inches
Height	18.1 mm / 0.713 inches
Height from the surface	14.6 mm / 0.575 inches
Depth	26 mm / 1.024 inches
Solder pin length	3.5 mm
Solder pin dimensions	1 x 0.8 mm
Drilled hole diameter with tolerance	1.5 ^(-0.1 ... +0.1) mm

Mechanical data

Use	Control technology
Coding	B
Variable coding	Yes
Marking	4 3 2 1
Potential marking	4 3 2 1
Mating force of a plug-in connection	approx. 20 ... 70 N (depending on pole number)
Retention force of a plug-in connection	Locked: > 80 N
Unmating force of a plug-in connection	Unlocked: approx. 20 ... 70 N (depending on pole number)
Number of mating cycles	200, without resistive load
Design	angled

Plug-in connection

Contact type (pluggable connector)	Male connector/plug
Connector (connection type)	for PCB
Mismating protection	Yes
Note on mismating protection	All WINSTA® components are 100% protected against mismating when: a.) plugging different numbers of poles b.) plugging while rotated 180 c.) plugging while laterally staggered d.) plugging one pole
Mating direction to the PCB	0°
Locking lever	Yes
Locking of plug-in connection	Locking lever
Note on locking system	All connectors for mounted installations (snap-in versions for lighting fixtures or devices, all types of PCB and distribution connectors) are factory-equipped with locking levers to ensure plugs and sockets are securely locked. Additional locking levers are only required for flying leads (plug/socket).

PCB contact

PCB contact	THT
Solder pin arrangement	2 in-line solder pins/pole
Number of solder pins per potential	2

Material data

Note (material data)	Information on material specifications can be found here
Color	gray
Insulation material (main housing)	Polyamide (PA66)
Flammability class per UL94	V0
Clamping spring material	Chrome-nickel spring steel (CrNi)
Contact material	Copper or copper alloy; surface-treated
Contact Plating	Tin
Fire load	0.195 MJ
Weight	8.8 g

Environmental requirements

Processing temperature	-5 ... +40 °C
Continuous operating temperature	-35 ... +85 °C
Note on continuous operating temperature	Insulating parts for temperatures ≤ 105 °C

Commercial data

Product Group	20 (Winsta)
PU (SPU)	50 pcs
Packaging type	Box
Country of origin	PL
GTIN	4017332802543
Customs tariff number	85366990990

Product Classification

UNSPSC	39121409
eCl@ss 10.0	27-44-06-05
eCl@ss 9.0	27-44-06-05
ETIM 9.0	EC002637
ETIM 10.0	EC002637
ECCN	NO US CLASSIFICATION

Environmental Product Compliance

RoHS Compliance Status	Compliant, No Exemption
------------------------	-------------------------

Approvals / Certificates

General approvals **Declarations of conformity and manufacturer's declarations**



Approval	Standard	Certificate Name
CCA DEKRA Certification B.V.	IEC 61984	NL-32104
CCA DEKRA Certification B.V.	EN 61984	2173495.01
cURus Underwriters Laboratories Inc.	UL 1977	E45171

Approval	Standard	Certificate Name
EU-Declaration of Conformity WAGO GmbH & Co. KG	-	-
UK-Declaration of Conformity WAGO GmbH & Co. KG	-	-

Approvals for marine applications






Approval	Standard	Certificate Name
ABS American Bureau of Shipping	-	24-0095977-PDA
DNV GL Det Norske Veritas, Germanischer Lloyd	-	TAE00001Z6
LR Lloyds Register	IEC 61984	LR22429487TA

Downloads

Environmental Product Compliance

Compliance Search
Environmental Product Compliance 770-854/011-000

CAD/CAE-Data

CAD data	CAE data
2D/3D Models 770-854/011-000 	EPLAN Data Portal 770-854/011-000 
	ZUKEN Portal 770-854/011-000 

1 Compatible Products

1.1 System counterpart

1.1.1 Cable assembly

**Item No.: 771-9994/105-103**

pre-assembled connecting cable; Eca; Socket/open-ended; 4-pole; Cod. B; Control cable 4 x 1.0 mm²; 1 m; 1,00 mm²; gray

Item No.: 771-9994/005-103

pre-assembled interconnecting cable; Eca; Socket/plug; 4-pole; Cod. B; Control cable 4 x 1.0 mm²; 1 m; 1,00 mm²; gray

1.1.2 Female connector/socket

**Item No.: 770-244**

Socket; 4-pole; Cod. B; gray

1.2 Required Accessories

1.2.1 Cover

1.2.1.1 Cover

**Item No.: 770-360**

Lockout cap; for plugs; 5-pole; separable; yellow

1.3 Optional Accessories

1.3.1 Coding

1.3.1.1 Coding

**Item No.: 770-401**

Coding pin; for plugs; Plastic; gray