

Productinformatieblad

Specificaties



Compleet lichaam, Harmony XB5, kunststof met universeel LED, Bevestigingskraag 12V

ZB5AVJ1

EAN Code: 3389110069853

Prijs: 11,80 EUR

Hoofd

range of product	Harmony XB5
product or component type	Volledige montage lichaam/lichtblok
device short name	ZB5
materiaal bevestigingskraag	Kunststof
verkoop per ondeelbare hoeveelheid	1
aansluitingen - aansluitklemmen	Schroefklem aansluitingen, $\leq 2 \times 1,5 \text{ mm}^2$ met kabeluiteinde conform aan IEC 60947-1 Schroefklem aansluitingen, $\geq 1 \times 0,22 \text{ mm}^2$ zonder kabeluiteinde conform aan IEC 60947-1
lichtbron	Universele LED
lamp fitting	Integrale LED
kleur lichtbron	Wit

Complementair

CAD totale breedte	30 mm
CAD totale hoogte	42 mm
CAD totale diepte	32 mm
beschrijving klemmen ISO n°1	(X1-X2)PL
net weight	0,022 kg
aandraaimoment	0,8...1,2 N.m conform aan IEC 60947-1
vorm schroefkop	Kruis compatibel met kruis nr. 1 schroevendraaier Kruis compatibel met pozidriv Nr. 1 schroevendraaier Gegroefd compatibel met vlak $\varnothing 4 \text{ mm}$ schroevendraaier Gegroefd compatibel met vlak $\varnothing 5,5 \text{ mm}$ schroevendraaier
Ui nom isolatiespanning	600 V (vervuilingsgraad 3) conform aan IEC 60947-1
Uimp nom. schokgolfspanning	6 kV conform aan IEC 60947-1
type signalering	Vast
Us nominale voedingsspanning	12 V AC/DC bij 50/60 Hz
voedingsspanningsgrenzen	10...15 V DC 10,2...13,8 V AC
stroomverbruik	18 mA
levensduur	100000 h bij nominale spanning en 25 °C
bestand tegen stroompieken	1 kV conform aan IEC 61000-4-5
product presentatie	Basis sub-eenheden

De weergegeven prijs is de adviesprijs in euro excl. BTW. Deze kan onderhevig zijn aan korting. Neem contact op met uw lokale distributeur of detailhandel voor de daadwerkelijke prijs

Omgeving

beschermende behandeling	TH
ambient air temperature for storage	-40...70 °C
ambient air temperature for operation	-40...70 °C
beschermingsklasse tegen elektrische schokken	Klasse II conforming to IEC 60536
standards	IEC 60947-1 JIS C8201-5-1 IEC 60947-5-4 UL 508 IEC 60947-5-1 CSA C22.2 Nr 14 JIS C8201-1
product certifications	CSA DNV BV LROS (Lloyds register of shipping) UL listed
trilling bestendigheid	5 gn (f= 2...500 Hz) conforming to IEC 60068-2-6
schokbestendigheid	30 gn (duur = 18 ms) voor halve sinusgolf versnelling conform aan IEC 60068-2-27 50 gn (duur = 11 ms) voor halve sinusgolf versnelling conform aan IEC 60068-2-27
weerstand tegen snelle piekspanningen	2 kV conform aan IEC 61000-4-4
weerstand tegen elektromagnetische velden	10 V/m conform aan IEC 61000-4-3
weerstand tegen elektrostatische ontlading	6 kV op contact (op metalen onderdelen) conform aan IEC 61000-2-6 8 kV in open lucht (in isolerende onderdelen) conform aan IEC 61000-2-6
elektromagnetische emissie	Klasse B conform aan IEC 55011

Verpakkingseenheid

Unit Type of Package 1	PCE
Number of Units in Package 1	1
Package 1 Height	3,400 cm
Package 1 Width	5,300 cm
Package 1 Length	5,900 cm
Package 1 Weight	22,000 g
Unit Type of Package 2	S02
Number of Units in Package 2	100
Package 2 Height	15,000 cm
Package 2 Width	30,000 cm
Package 2 Length	40,000 cm
Package 2 Weight	2,488 kg

contractuele waarborg

Garantie	18 months
----------	-----------

Environmental Data

Schneider Electric wil tegen 2050 de Net Zero-status hebben bereikt via partnerschappen in de toeleveringsketen, materialen met een lagere impact en circulariteit via onze doorlopende campagne "Use Better, Use Longer, Use Again" om de levensduur van producten en de recycleerbaarheid te verlengen.

[Uitleg van Environmental Data](#) >

[Hoe evalueren we de duurzaamheid van producten?](#) >

Milieuoetafdruk

Totale levenscyclus ecologische voetafdruk 3

Milieuprofiel van product (PEP) [Milieuprofiel van het product](#)

Use Better

Materialen en verpakking

Pakket met gerecycleerd karton Ja

Verpakkingen zonder kunststof Ja

[EU-richtlijn RoHS](#)

Voldoet pro-actief (Product valt niet onder de EU RoHS juridische scope)

REACH-regelgeving

[REACH-verklaring](#)

Use Again

Herverpakken en herfabriceren

Circulair Profiel [Informatie over einde levensduur](#)

Terugname No

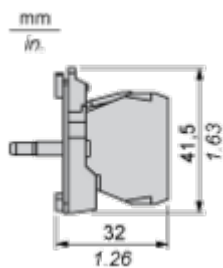
WEEE Label



Het product moet op markten van de Europese Unie worden afgevoerd volgens specifieke afvalinzamelingsregels en mag nooit in een gewone vuilnisbak terechtkomen.

Dimensions Drawings

Dimensions



Mounting and Clearance

Panel Cut-out for Pushbuttons, Switches and Pilot Lights (Finished Holes, Ready for Installation)

Connection by Screw Clamp Terminals or Plug-in Connectors or on Printed Circuit Board



- (1) Diameter on finished panel or support
- (2) For selector switches and Emergency stop buttons, use of an anti-rotation plate type ZB5AZ902 is recommended.
- (3) Ø22.5 mm recommended ($\text{Ø}22.3_0^{+0.4}$) / Ø0.89 in. recommended ($\text{Ø}0.88_0^{+0.016}$)

Connections	a in mm	a in in.	b in mm	b in in.
By screw clamp terminals or plug-in connector	40	1.57	30	1.18
By Faston connectors	45	1.77	32	1.26
On printed circuit board	30	1.18	30	1.18

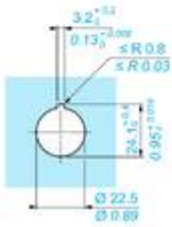
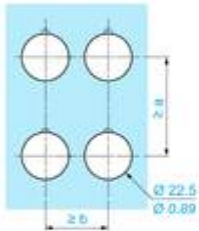
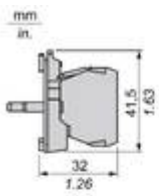
Detail of Lug Recess



- (1) Diameter on finished panel or support
- (2) For selector switches and Emergency stop buttons, use of an anti-rotation plate type ZB5AZ902 is recommended.
- (3) Ø22.5 mm recommended ($\text{Ø}22.3_0^{+0.4}$) / Ø0.89 in. recommended ($\text{Ø}0.88_0^{+0.016}$)

Technical Illustration

Dimensions



		a (mm)	a (in.)	b (mm)	b (in.)
	ZBE..... ZBV.....	40	1.57	30	1.18
	ZBE.....4 ZBV.....4	40	1.57	30	1.18
	ZBE.....3 ZBV.....3	45	1.77	32	1.26
	ZBE70... ZBV...7	30	1.18	30	1.18
	ZBE.....9 ZBV.....9	40	1.57	30	1.18
	ZBE.....5 ZBV.....5	50	1.97	30	1.18
	ZBRT... ZBRV1	40	1.57	30	1.18

Offer Marketing Illustration

Product benefits / Features

The graphic features a green background with the title "Features" and subtitle "Harmony XB4/XB5 Illuminated functions". It contains four feature descriptions, each with an icon and a corresponding image of a switch component:

- NEW universal LED Block for all colors:** Represented by a square icon with a smaller square inside. The image shows a green switch with a green LED lens.
- Simple stock management:** Represented by a person icon. The image shows a black switch with a red LED lens.
- Improved installation time and easy selection:** Represented by a circular arrow icon. The image shows a yellow switch with a yellow LED lens.
- Improved color intensity and brightness:** Represented by a sun icon. The image shows a black switch with a red LED lens.

Offer Marketing Illustration

Product benefits / Features

Features Harmony XB5



- 

Quick and easy assembly and disassembly
- 

Excellent mechanical connection with operator head
- 

Various types of connection: screw clamp, connector, Faston connector, spring terminal, or printed circuit board
- 

Large set of accessories to customize your panels
- 

Robustness to withstand harsh environments

Offer Marketing Illustration

Product benefits / Features

Technical Benefits

Harmony XB5

Conformity with IEC, UL, CSA, CCC EAC, and JIS standards, as well as CE marking and marine approvals

Up to IP66, 67, 69, 69K, and type 4X protection ratings

High vibration resistance with shake-proof terminal screws



Operating temperature from -40°C to 70°C

Shock protection level up to IK06

Secure switching of inductive or heavy DC loads directly – 100 000 operations at 10A, 24V dc

Offer Marketing Illustration

Product benefits / Features

Technical Benefits

Harmony XB5



Offer Marketing Illustration

Product benefits / Features

Features Harmony XB5



- 

Quick and easy assembly and disassembly
- 

Excellent mechanical connection with operator head
- 

Various types of connection: screw clamp, connector, Faston connector, spring terminal, or printed circuit board
- 

Robustness to withstand harsh environments
- 

Large set of accessories to customize your panels

Image of product / Alternate images

Alternative





