Data Sheet | Item Number: 757-284/000-005

M12 sensor/actuator box; 8-way; 4-pole; 5 m

https://www.wago.com/757-284/000-005



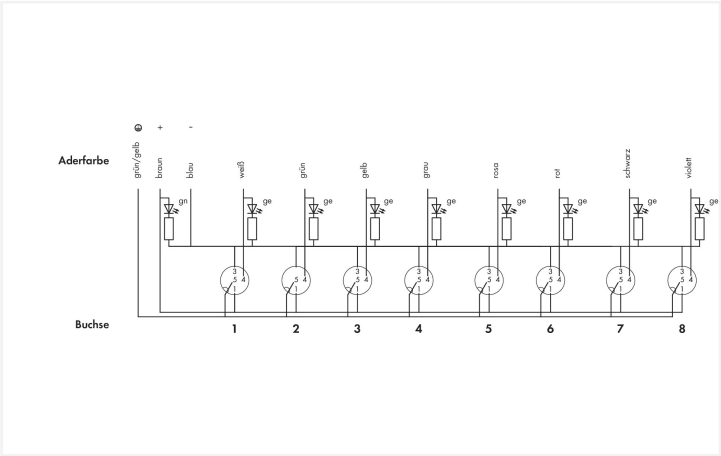

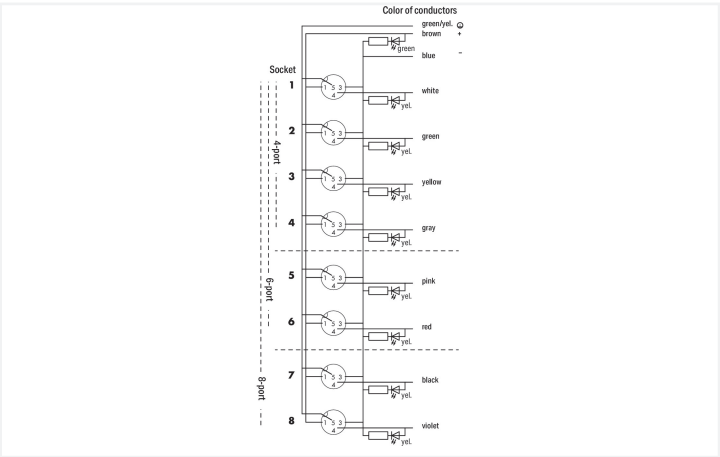

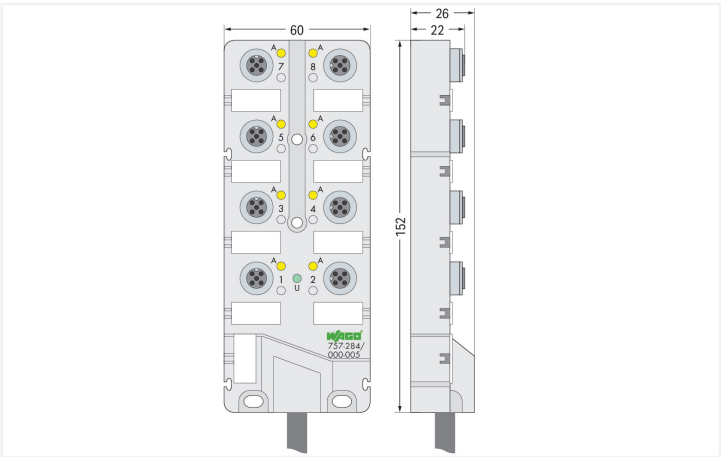

- M12 sensor/actuator box, 8-way
- 4-pole (1 signal per contact)
- Cable length: 5, 10 and 25 m
- Green LED operating indicator
- Yellow LED status indicator
- incl. markers (10 pcs)
- incl. M12 protective caps (2 pcs)

Technical data	
Contact resistance (max.)	0.01 Ω
Supply voltage	10 … 30 VDC; Rated voltage: 32 V ~ rms
Current carrying capacity (signal connections)	2 A
Current carrying capacity (supply connections)	9 A
Rated value of electrical isolation	500 V
Functionally separated potential groups	Kontakt/Kontakt
Insulation resistance	>10^9 Ω
Signal characteristics	PNP
Indicators	LED (A) yellow: Signal status (1 x per contact); LED (U) green: Sensor/actuator box status

Continued on next page

Connection data

Connection technology: I/O	8 x M12 socket; 4-pole; incl. ground
Connection technology: trunk cable	1 x Fixed connecting cable
Length of connection cable	5 m
Strip length	100 mm / 3.94 inches
Wire colors	white, green, yellow, gray, pink, red, black, purple, green/yellow, brown, blue
Cable design	Wire cross-section: 0.34 mm²; Wire cross-section: 1 mm²

Physical data

Width	60 mm / 2.362 inches
Height	26 mm / 1.024 inches
Depth	152 mm / 5.984 inches

Mechanical data

Mounting type	Screw mount
Weight	748 g

Material data

Housing material	PA 66 (UL 94 V0); RAL 7035; silicon and halogen free
Halogen-free	Yes
Bending radius	10 x cable diameter (min.) for flexible application
Material properties of the connections	Contact: CuSn, nickel base-coat plating and 0.8 µm gold-plated; Threaded bush: die-cast Zn, nickel-plated; Seal: Viton; 50 mating cycles
Sheath material	PUR
Sheathed cable color	black
Encapsulation	Fully encapsulated with conformal coating (UL 94 V0)

Environmental requirements

Ambient temperature (operation)	-25 … +80 °C
Ambient (operating) temperature (dynamic)	-5 … +80 °C
Ambient (operating) temperature (static)	-40 … +90 °C
Protection type	IP68
Note on protection type	72 hours at a depth of 1 meter underwater per EN 60529 in the fully locked position with its plugs or protective caps
Pollution degree	3 per VDE 0110
Vibration resistance	Per IEC 60068-2-6
Shock resistance	per IEC 60068-2-27

Commercial data

PU (SPU)	1 pcs
Packaging type	Box
Country of origin	DE
GTIN	4045454028466
Customs tariff number	85366990990

 Continued on next page

Product Classification

UNSPSC	39121421
eCl@ss 10.0	27-44-01-08
eCl@ss 9.0	27-44-01-08
ETIM 9.0	EC002585
ETIM 10.0	EC002585
ECCN	NO US CLASSIFICATION

Environmental Product Compliance

RoHS Compliance Status	Compliant,With Exemption
RoHS Exemption	6(c)
SCIP notification number (Austria)	122f9450-f0db-4b6b-9af8-a42c9de7c55a
SCIP notification number (Belgium)	40d27e24-724a-4ad1-ada4-905d00c936e5
SCIP notification number (Bulgaria)	68261e21-34b2-4de7-8739-2d28d6970b4d
SCIP notification number (Czech Republic)	6b87664f-d524-4dfd-b51d-73c17fb0c37f
SCIP notification number (Denmark)	9b31dda5-5351-498e-be31-b60403315942
SCIP notification number (Finland)	58d89936-8442-48ce-a5a1-9a9ed5b7f6c2
SCIP notification number (France)	62acc678-f2a7-4299-b63b-45139ae5a209
SCIP notification number (Germany)	bea86ebe-9649-49ae-875d-172a4173f526
SCIP notification number (Hungary)	0e9e0761-cfb1-4dc9-849a-28b6c8a52670
SCIP notification number (Italy)	ab37b7d7-a83a-4843-ab5f-1dc2b5adbf40
SCIP notification number (Netherlands)	ecb2183c-7f3c-4994-b393-5ba002078372
SCIP notification number (Poland)	7837e59e-91bc-4ce7-9507-92d0a357e22c
SCIP notification number (Romania)	3979441d-b46c-4ce1-b1b2-2a3fdfa2b29c
SCIP notification number (Sweden)	f904527e-3d4e-4b97-8c7f-7d068c7cec78

Approvals / Certificates

General approvals

Approval	Standard	Certificate Name
UL UL International Germany GmbH (ORDINARY LOCATIONS)	UL 508	E175199 Sec.5

Downloads

Environmental Product Compliance

Compliance Search

Environmental Product Compliance
757-284/000-005

Documentation

System Description

Sensor/Actuator Boxes – General Product Information	pdf 428.34 KB	

CAD/CAE-Data

CAD data

2D/3D Models
757-284/000-005

CAE data

EPLAN Data Portal
757-284/000-005

WSCAD Universe
757-284/000-005

ZUKEN Portal
757-284/000-005

1 Compatible Products

1.1 Optional Accessories

1.1.1 Cover

1.1.1.1 Cover



Item No.: 756-8102
M12 protective cap; for unused sockets

1.1.2 Installation

1.1.2.1 Intermediate plate



Item No.: 757-080
Spacer module for sensor/actuator box; 8-way

1.1.3 Marking

1.1.3.1 Marking device



Item No.: 210-110
Fiber-tip pen

 Continued on next page

1.1.3.2 Marking strip



Item No.: 757-011
Marker card; not stretchable; snap-on type