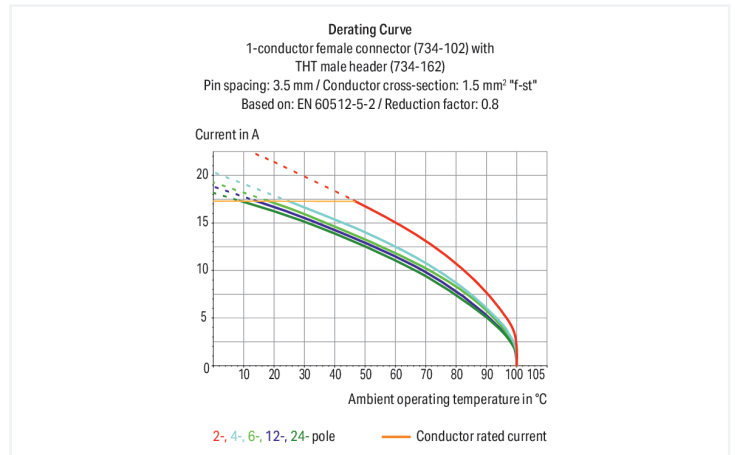


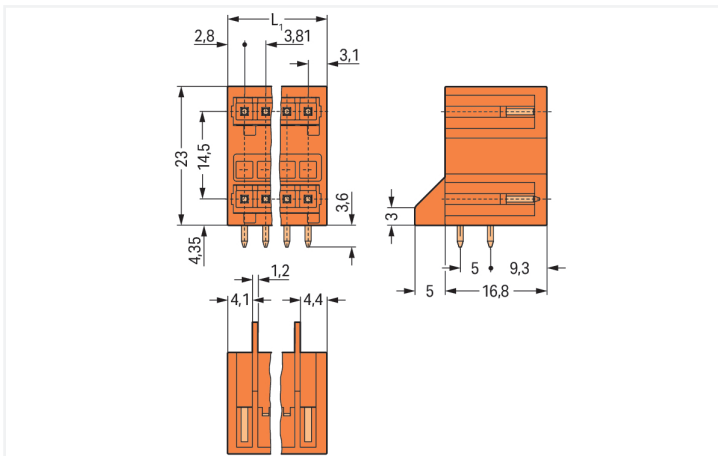
Data Sheet | Item Number: 734-436/001-000

THT double-deck male header; 1.0 x 1.0 mm solder pin; angled; 100% protected against mismatching; Pin spacing 3.81 mm; 12-pole; orange

<https://www.wago.com/734-436/001-000>



Color: ■ orange



Dimensions in mm

$L1 = (\text{pole no.}/2 - 1) \times \text{pin spacing} + 5.9 \text{ mm}$

Male connector, 734 Series, with 3.81 mm pin spacing

Error-free electrical installations are guaranteed with this male connector (item number 734-436/001-000). The item's dimensions are (24.95 x 26.6 x 21.8) mm (width x height x depth).

The contact surface is coated with tin. The pcb connector is designed for THT soldering.

Notes

Safety Information

The MCS – MULTI CONNECTION SYSTEM includes connectors without breaking capacity in accordance with DIN EN 61984. When used as intended, these connectors must not be connected/disconnected when live or under load. When used as intended, these connectors must not be connected/disconnected when live or under load. The circuit design should ensure header pins, which can be touched, are not live when unmated.

Variants:

Other pole numbers

Gold-plated or partially gold-plated contact surfaces

Other versions (or variants) can be requested from WAGO Sales or configured at <https://configurator.wago.com/>.

Electrical data

Ratings per		IEC/EN 60664-1			Approvals per		UL 1059		
Overvoltage category		III	III	II	Use group	B	C	D	
Pollution degree		3	2	2	Rated voltage	300 V	-	300 V	
Nominal voltage		160 V	160 V	320 V	Rated current	10 A	-	10 A	
Rated impulse withstand voltage		2.5 kV	2.5 kV	2.5 kV					
Rated current		10 A	10 A	10 A					

Approvals per		CSA		
Use group		B	C	D
Rated voltage		300 V	-	300 V
Rated current		10 A	-	10 A

Connection Data

Total number of potentials	12	Connection 1		
Number of connection types	1	Pole number	12	
Number of levels	2			

Physical data

Pin spacing	3.81 mm / 0.15 inches
Width	24.95 mm / 0.982 inches
Height	26.6 mm / 1.047 inches
Height from the surface	23 mm / 0.906 inches
Depth	21.8 mm / 0.858 inches
Solder pin length	3.6 mm
Solder pin dimensions	1 x 1 mm
Drilled hole diameter with tolerance	1.4 ^(+0.1) mm

Mechanical data

Variable coding	Yes
Anti-rotation protection	Yes

Plug-in connection

Contact type (pluggable connector)	Male connector/plug
Connector (connection type)	for PCB
Mismating protection	Yes
Mating direction to the PCB	0°

PCB contact

PCB contact	THT
Solder pin arrangement	over the entire male connector (in-line)
Number of solder pins per potential	1

Material data

Note (material data)	Information on material specifications can be found here
Color	orange
Material group	I
Insulation material (main housing)	Polyamide (PA66)
Flammability class per UL94	V0
Contact material	Electrolytic copper (E _{Cu})
Contact Plating	Tin
Fire load	0.14 MJ
Weight	7.4 g

Environmental requirements

Limit temperature range	-60 ... +100 °C
Processing temperature	-35 ... +60 °C

Commercial data

Product Group	3 (Multi Conn. System)
PU (SPU)	50 pcs
Packaging type	Box
Country of origin	DE
GTIN	4044918873208
Customs tariff number	85366930000

Product Classification

UNSPSC	39121409
eCl@ss 10.0	27-44-04-02
eCl@ss 9.0	27-44-04-02
ETIM 9.0	EC002637
ETIM 10.0	EC002637
ECCN	NO US CLASSIFICATION

Environmental Product Compliance	
RoHS Compliance Status	Compliant, No Exemption

Approvals / Certificates

General approvals			Approvals for marine applications		
Approval	Standard	Certificate Name	Approval	Standard	Certificate Name
CB DEKRA Certification B.V.	EN 61984	NL-54190	DNV DNV GL SE	-	TAE000016Z
CSA DEKRA Certification B.V.	C22.2	1465035	PRS Polski Rejestr Statków	-	TE/1095/880590/23
KEMA/KEUR DEKRA Certification B.V.	EN 61984	71-105522			
UL Underwriters Laboratories Inc.	UL 1977	E 45171			

Downloads

Environmental Product Compliance	
Compliance Search	
Environmental Product Compliance 734-436/001-000	↓

Documentation

Additional Information			
Technical Section	03.04.2019	pdf 2027.26 KB	↓

CAD/CAE-Data

CAD data		CAE data	
2D/3D Models 734-436/001-000	↓	EPLAN Data Portal 734-436/001-000	↓
		ZUKEN Portal 734-436/001-000	↓

PCB Design	
Symbol and Footprint via SamacSys 734-436/001-000	↓
Symbol and Footprint via Ultra Librarian 734-436/001-000	↓

1 Compatible Products

1.1 System counterpart

1.1.1 Female connector/socket

Item No.: 734-206

1-conductor female connector; CAGE CLAMP®; 1.5 mm²; Pin spacing 3.81 mm; 6-pole; 100% protected against mismatching; orange

1.2 Optional Accessories

1.2.1 Coding

1.2.1.1 Coding

Item No.: 734-400

Coding key; to be snapped above bottom level; light gray

Item No.: 734-159


Coding key; to be snapped above top level; black

Item No.: 734-130


Coding key; to be snapped above top level; white

Installation Notes

Coding



Coding a THT double-deck male header – lower level.



Coding a THT double-deck male header.