

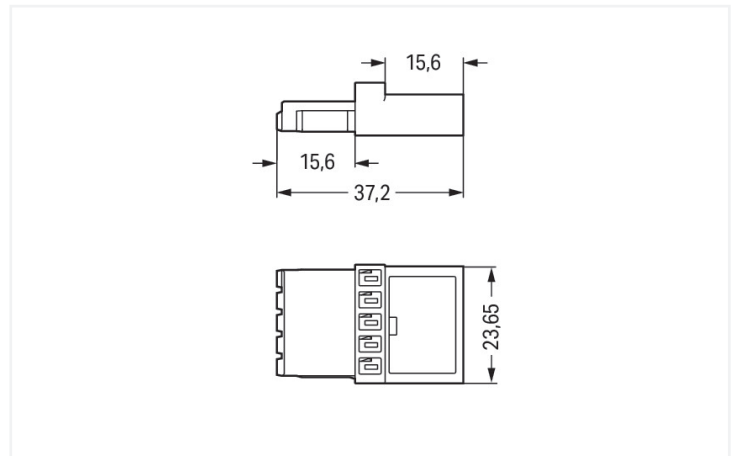
## Data Sheet | Item Number: 890-605

Intermediate coupler; 5-pole; Cod. A; for sockets and plugs; black

<https://www.wago.com/890-605>



Color: ■ black



Dimensions in mm

Distribution connector *WINSTA*® MINI with protection against mismatching

The *WINSTA*® MINI distribution connector with protection against mismatching is the pluggable solution for your use in control cabinets, on PCBs or for lighting connections. WAGO pluggable installation connectors are used when specifications repeat or are planned on a specified grid, for example for installing grid lighting or flush-mount lighting. The coding options reduce installation errors, allowing fast, maintenance-free wiring of all components. Thanks to the color coding and mechanical A coding of *WINSTA*® MINI pluggable installation connectors, you can clearly distinguish different circuits. Where space is tight, our smallest pluggable connection system, *WINSTA*® MINI, consistently displays its advantageous properties. It saves space, and, with Push-in CAGE CLAMP® spring pressure connection technology, it also saves time, since the connection is low-maintenance and can be performed without screw connections.

Push-in CAGE CLAMP® spring pressure connection technology – pluggable installation instead of laborious screw connections!

The *WINSTA*® Pluggable Connection System is perfectly tailored to the strict requirements of building installation. It makes electrical installation pluggable, and thus faster, more reliable, and error-free. Use of this pre-assembled system decreases time spent on assembly and installation errors at the construction site. Take advantage of the pluggable version of our maintenance-free spring pressure connection technology too! Plan your installation with with protection type IP20 from WAGO.

- pluggable installation connectors with protection against mismatching
- easy tool-free operation, a wide range of coding options
- with A coding for a large number of uses
- ready to install and use immediately
- fast, secure installation



Notes	
Note	At least one snap-in connector <b>WITHOUT</b> a locking lever is required on one side when connecting two lights directly via intermediate coupler.

Electrical data								
Ratings per		IEC/EN 60664-1			Approvals per		UL 1977	
Overvoltage category		III	III	II	Rated voltage		600 V	
Pollution degree		3	2	2	Rated current		12 A	
Nominal voltage	400 V	-	-					
Rated surge voltage	6 kV	-	-					
Rated current	16 A	-	-					

General information	
Note on contact resistance	approx. 1 mΩ of contact resistance approx. 0.25 mΩ contact transition plug/ socket

Connection data		
Total number of potentials	5	
		Connection 1
		Pole number 5

Physical data	
Pin spacing	4.4 mm / 0.173 inches
Width	23.65 mm / 0.931 inches
Height	10.5 mm / 0.413 inches
Depth	37.2 mm / 1.465 inches

Mechanical data	
Use	General mains applications
Coding	A
Variable coding	No
Marking	plain
Mating force of a plug-in connection	Approx. 20 ... 70 N (depending on pole number)
Retention force of a plug-in connection	When locked: > 80 N
Unmating force of a plug-in connection	Unlocked: approx. 20 ... 70 N (depending on pole number)
Number of mating cycles	200, without resistive load
Type of distribution box	Intermediate coupler
Protection type	IP20; IP40 when mated

Plug-in connection	
Mismating protection	Yes
Note on mismating protection	All <i>WINSTA</i> ® components are 100% protected against mismating when: a.) plugging different numbers of poles b.) plugging while rotated 180 c.) plugging while laterally staggered d.) plugging one pole
Locking lever	Yes
Locking of plug-in connection	Locking lever
Note on locking system	All connectors for mounted installations (snap-in versions for lighting fixtures or devices, all types of PCB and distribution connectors) are factory-equipped with locking levers to ensure plugs and sockets are securely locked. Additional locking levers are only required for flying leads (plug/socket).



Material data		
Note (material data)		<a href="#">Information on material specifications can be found here</a>
Color	black	
Insulation material (main housing)	Polyamide (PA66)	
Flammability class per UL94	V0	
Contact material	Copper or copper alloy; surface-treated	
Contact Plating	Tin	
Fire load	0.094 MJ	
Weight	5.8 g	

Environmental requirements		
Processing temperature	-5 ... +40 °C	
Continuous operating temperature	-35 ... +85 °C	
Note on continuous operating temperature	Insulating parts for temperatures ≤ 105 °C	

Commercial data		
Product Group	20 (Winsta)	
eCl@ss 10.0	27-44-06-03	
eCl@ss 9.0	27-44-06-03	
ETIM 9.0	EC002567	
ETIM 8.0	EC002567	
PU (SPU)	50 pcs	
Packaging type	Box	
Country of origin	PL	
GTIN	4050821295433	
Customs tariff number	85366990990	

Environmental Product Compliance		
RoHS Compliance Status	Compliant, No Exemption	

Approvals / Certificates											
General approvals		Declarations of conformity and manufacturer's declarations									
 											
Approval	Standard	Certificate Name									
CCA DEKRA Certification B.V.	EN 61535	71-123231									
CCA DEKRA Certification B.V.	IEC 61535	NL-85020									
cURus Underwriters Laboratories Inc.	UL 1977	E45171									
		<table><tr><th>Approval</th><th>Standard</th><th>Certificate Name</th></tr><tr><td>EU-Declaration of Confor- mity WAGO GmbH &amp; Co. KG</td><td>-</td><td>-</td></tr><tr><td>UK-Declaration of Confor- mity WAGO GmbH &amp; Co. KG</td><td>-</td><td>-</td></tr></table>	Approval	Standard	Certificate Name	EU-Declaration of Confor- mity WAGO GmbH & Co. KG	-	-	UK-Declaration of Confor- mity WAGO GmbH & Co. KG	-	-
Approval	Standard	Certificate Name									
EU-Declaration of Confor- mity WAGO GmbH & Co. KG	-	-									
UK-Declaration of Confor- mity WAGO GmbH & Co. KG	-	-									



Approvals for marine applications





Approval	Standard	Certificate Name
ABS American Bureau of Ship- ping	Steel Vessel Rules	19-HG1869855-PDA
DNV GL Det Norske Veritas, Ger- manischer Lloyd	-	TAE00001Z6

Downloads

Environmental Product Compliance

Compliance Search
Environmental Product Compliance 890-605

Documentation

Bid Text			
890-605	19.02.2019	xml 2.71 KB	<a href="#"></a>
890-605	30.11.2018	doc 23.00 KB	<a href="#"></a>


CAD/CAE-Data

CAD data
2D/3D Models 890-605

CAE data
WSCAD Universe 890-605
ZUKEN Portal 890-605

Installation Notes

Installation



Secure the mounting plate via pins.