


















28 304 970

• WRAS



	Brushed Dark Platinum	28 304 970-99
	Chrome	28 304 970-00
	Brushed Platinum	28 304 970-06
	Platinum	28 304 970-08
	Durabrand (23kt Gold)	28 304 970-09
	Dark Chrome	28 304 970-19
	Light Gold (PVD)	28 304 970-26
	Brushed Light Gold (PVD)	28 304 970-27
	Brushed Durabrand (23kt Gold)	28 304 970-28
	Matte Black	28 304 970-33
	Brushed Gold (PVD)	28 304 970-37
	Brushed Dark Brass (PVD)	28 304 970-39
	Brushed Bronze (PVD)	28 304 970-42
	Brushed Dark Bronze (PVD)	28 304 970-43
	Brushed Champagne (22kt Gold)	28 304 970-46
	Champagne (22kt Gold)	28 304 970-47
	Brushed Chrome	28 304 970-93



Metal shower hose 1/2" x 3/8" x 1500 mm - Brushed Dark Platinum

SERIES-VARIOUS

28 304 970

Codes & Standards

ASME A112.18.1	cUPC	Scottish Water Byelaws	UK Water Supply Regulations
----------------	------	---------------------------	--------------------------------

XP P 41-280

Certificates and sustainability

ACS_20 ACC LY	WRAS_2009	IAPMO_4976 (
---------------	-----------	--------------

28 304 970

Parts for other
finishes can be found
here: [Chrome](#)

