

Data Sheet | Item Number: 811-431

2-conductor fuse holder ; for Class CC cylindrical fuses; 3-pole; with blown fuse indication; for DIN-rail 35 x 15 and 35 x 7.5; 16 mm²; CAGE CLAMP®; light gray

<https://www.wago.com/811-431>



Color: ■ light gray

Similar to illustration

Similar to illustration

Fuse terminal block, 811 Series, light gray

Our fuse terminal block (item number 811-431) makes connections quick and easy. Conductors can only be connected to this fuse terminal block if their strip length is between 12 and 13 mm . This product features conductor terminals and utilizes CAGE CLAMP®. Our reliable and maintenance-free CAGE CLAMP® connection makes it easy to connect all types of conductors without having to prepare the conductor. For example, you don't need to crimp ferrules. Depending on the type of conductor, this fuse terminal block is designed for conductor cross sections ranging from 2.5 mm² to 16 mm².

Notes

Safety Information

The fuse holder must not be opened under load.

Electrical data

| Ratings per | IEC/HD 60269-2 | | |
|---------------------------------|----------------|-----|----|
| Overvoltage category | III | III | II |
| Pollution degree | 3 | 2 | 2 |
| Nominal voltage | 600 V | - | - |
| Rated impulse withstand voltage | 8 kV | - | - |
| Rated current | 30 A | - | - |

Ratings per IEC/EN – Notes

| | |
|----------------|--|
| Ratings (note) | Electrical ratings are specified in the technical data of both fuse terminal block and fuse. When selecting glass cartridge fuses, make sure that the listed power loss is not exceeded. |
|----------------|--|

Ratings per IEC/EN 2

| | |
|-------------------------|-------|
| Rated voltage (III / 3) | 600 V |
|-------------------------|-------|

Approvals per

UL 4248-4

| | | | |
|---------------|---|---|---|
| Use group | B | C | D |
| Rated voltage | - | - | - |

Approvals per

CSA 22.2

| | | | |
|---------------|---|---|---|
| Use group | B | C | D |
| Rated voltage | - | - | - |

Power Loss

| | |
|---|-----|
| Maximum power loss P_{loss} of fuse insert for overload and short-circuit protection (individual arrangement) | 3 W |
| Maximum power loss P_{loss} of fuse insert for overload and short-circuit protection (block arrangement) | 3 W |
| Power loss P_I max. short-circuit protection (individual arrangement) | 3 W |

Power Loss

| | |
|--|-----|
| Power loss P_{loss} (max.) of fuse cartridge for short-circuit protection (block arrangement) | 3 W |
|--|-----|

General information

| | |
|------------------|--|
| Voltage type 1 | AC |
| Voltage type 2 | DC |
| Fuse receptacle | pluggable |
| Fuse type | Cylindrical fuse; 10 x 38 mm; Class CC |
| Wiring direction | Side-entry wiring |

Connection data

| | |
|----------------------------|---|
| Clamping units | 6 |
| Total number of potentials | 3 |
| Number of levels | 1 |

Connection 1

| | |
|---------------------------------|---|
| Connection technology | CAGE CLAMP® |
| Actuation type | Operating tool |
| Connectable conductor materials | Copper |
| Solid conductor | 2.5 ... 16 mm ² / 14 ... 6 AWG |
| Fine-stranded conductor | 2.5 ... 16 mm ² / 16 ... 6 AWG |
| Strip length | 12 ... 13 mm / 0.47 ... 0.51 inches |
| Pole number | 3 |

Physical data

| | |
|-----------------------------------|------------------------|
| Width | 52.5 mm / 2.067 inches |
| Height | 105 mm / 4.134 inches |
| Depth from upper-edge of DIN-rail | 55 mm / 2.165 inches |

Mechanical data

| | |
|-----------------|---|
| Mounting type | DIN-35 rail |
| Mounting (note) | The fixed foot of the fuse terminal block must face upwards so that the fuse cannot fall out. |

Material data

| | |
|------------------------------------|--|
| Note (material data) | Information on material specifications can be found here |
| Color | light gray |
| Material group | I |
| Insulation material (main housing) | Polyamide (PA66) |
| Flammability class per UL94 | V0 |
| Fire load | 0 MJ |
| Weight | 195 g |

Environmental requirements

| | |
|----------------------------------|----------------|
| Processing temperature | -35 ... +85 °C |
| Continuous operating temperature | -35 ... +85 °C |



Commercial data

| | |
|-----------------------|----------------------------------|
| Product Group | 1 (Rail Mounted Terminal Blocks) |
| PU (SPU) | 4 (1) pcs |
| Packaging type | Box |
| Country of origin | CN |
| GTIN | 4055143187442 |
| Customs tariff number | 85369095000 |

Product Classification

| | |
|-------------|----------------------|
| UNSPSC | 39121624 |
| eCl@ss 10.0 | 27-14-11-16 |
| eCl@ss 9.0 | 27-14-11-16 |
| ETIM 9.0 | EC002705 |
| ETIM 10.0 | EC002705 |
| ECCN | NO US CLASSIFICATION |

Environmental Product Compliance

| | |
|------------------------|-------------------------|
| RoHS Compliance Status | Compliant, No Exemption |
|------------------------|-------------------------|

Approvals / Certificates

Declarations of conformity and manufacturer's declarations

| Approval | Standard | Certificate Name |
|--|----------|------------------|
| EU-Declaration of Conformity WAGO GmbH & Co. KG | - | - |

Downloads

Environmental Product Compliance

Compliance Search

| | |
|--|-------------------|
| Environmental Product Compliance 811-431 | ↓ |
|--|-------------------|

Documentation

Bid Text

| | | | |
|---------|------------|-----------------|-------------------|
| 811-431 | 19.02.2019 | xml 3.58 KB | ↓ |
| 811-431 | 14.03.2017 | doc 25.00 KB | ↓ |

CAD/CAE-Data

| CAD data | CAE data |
|----------------------|---------------------------|
| 2D/3D Models 811-431 | EPLAN Data Portal 811-431 |
| | WSCAD Universe 811-431 |
| | ZUKEN Portal 811-431 |

1 Compatible Products

1.1 Optional Accessories

1.1.1 Ferrule

1.1.1.1 Ferrule

| | | | |
|---|---|--|---|
| | | | |
| Item No.: 216-209 Ferrule; Sleeve for 10 mm ² / AWG 8; insulated; electro-tin plated; red | Item No.: 216-109 Ferrule; Sleeve for 10 mm ² / AWG 8; un-insulated; electro-tin plated | Item No.: 216-208 Ferrule; Sleeve for 6 mm ² / AWG 10; insulated; electro-tin plated; electrolytic copper; gastight crimped; acc. to DIN 46228, Part 4/09.90; yellow | Item No.: 216-108 Ferrule; Sleeve for 6 mm ² / AWG 10; un-insulated; electro-tin plated; silver-colored |
| | | | |
| Item No.: 216-545 Twin ferrule; Sleeve for 2 x 2.5 mm / AWG 14; insulated; blue | Item No.: 216-546 Twin ferrule; Sleeve for 2 x 4 mm / AWG 12; insulated; gray | Item No.: 216-547 Twin ferrule; Sleeve for 2 x 6 mm / AWG 10; insulated; yellow | |

1.1.2 Installation

1.1.2.1 Locking system



[Item No.: 811-612](#)
Coupling kit; for 12 poles; red

1.1.3 Jumper

1.1.3.1 Jumper

| | | | |
|--|--|--|---|
| | | | |
| Item No.: 811-480 Jumper; 10-way; insulated; light gray | Item No.: 811-481 Jumper; 11-way; insulated; light gray | Item No.: 811-482 Jumper; 12-way; insulated; light gray | Item No.: 811-472 Jumper; 2-way; insulated; light gray |
| | | | |
| Item No.: 811-473 Jumper; 3-way; insulated; light gray | Item No.: 811-474 Jumper; 4-way; insulated; light gray | Item No.: 811-475 Jumper; 5-way; insulated; light gray | Item No.: 811-476 Jumper; 6-way; insulated; light gray |
| | | | |
| Item No.: 811-477 Jumper; 7-way; insulated; light gray | Item No.: 811-478 Jumper; 8-way; insulated; light gray | Item No.: 811-479 Jumper; 9-way; insulated; light gray | |

1.1.4 Marking

1.1.4.1 Label



Item No.: 210-805

Labels; for Smart Printer; permanent adhesive; 6 x 15 mm; 3000 pieces on roll; white



Item No.: 210-805/000-002

Labels; for Smart Printer; permanent adhesive; 6 x 15 mm; 3000 pieces on roll; yellow



Item No.: 210-806

Labels; for Smart Printer; permanent adhesive; 9 x 15 mm; 3000 pieces on roll; white



Item No.: 210-806/000-002

Labels; for Smart Printer; permanent adhesive; 9 x 15 mm; 3000 pieces on roll; yellow



Item No.: 210-705

Labels; for TP printers; permanent adhesive; 6 x 15 mm; 3000 pieces on roll; white



Item No.: 210-705/000-002

Labels; for TP printers; permanent adhesive; 6 x 15 mm; 3000 pieces on roll; yellow



Item No.: 210-706

Labels; for TP printers; permanent adhesive; 9 x 15 mm; 3000 pieces on roll; white



Item No.: 210-706/000-002

Labels; for TP printers; permanent adhesive; 9 x 15 mm; 3000 pieces on roll; yellow

1.1.4.2 Marker



Item No.: 793-5501/000-006

WMB marking card; as card; for terminal block width 5 - 17.5 mm; stretchable 5 - 5.2 mm; plain; snap-on type; blue



Item No.: 793-5501/000-014

WMB marking card; as card; for terminal block width 5 - 17.5 mm; stretchable 5 - 5.2 mm; plain; snap-on type; brown



Item No.: 793-5501/000-007

WMB marking card; as card; for terminal block width 5 - 17.5 mm; stretchable 5 - 5.2 mm; plain; snap-on type; gray



Item No.: 793-5501/000-023

WMB marking card; as card; for terminal block width 5 - 17.5 mm; stretchable 5 - 5.2 mm; plain; snap-on type; green



Item No.: 793-5501/000-017

WMB marking card; as card; for terminal block width 5 - 17.5 mm; stretchable 5 - 5.2 mm; plain; snap-on type; light green



Item No.: 793-5501/000-012

WMB marking card; as card; for terminal block width 5 - 17.5 mm; stretchable 5 - 5.2 mm; plain; snap-on type; orange



Item No.: 793-5501/000-005

WMB marking card; as card; for terminal block width 5 - 17.5 mm; stretchable 5 - 5.2 mm; plain; snap-on type; red



Item No.: 793-5501/000-024

WMB marking card; as card; for terminal block width 5 - 17.5 mm; stretchable 5 - 5.2 mm; plain; snap-on type; violet



Item No.: 793-5501

WMB marking card; as card; for terminal block width 5 - 17.5 mm; stretchable 5 - 5.2 mm; plain; snap-on type; white



Item No.: 793-5501/000-002

WMB marking card; as card; for terminal block width 5 - 17.5 mm; stretchable 5 - 5.2 mm; plain; snap-on type; yellow



Item No.: 793-501/000-006

WMB marking card; as card; not stretchable; plain; snap-on type; blue



Item No.: 793-501/000-007

WMB marking card; as card; not stretchable; plain; snap-on type; gray



Item No.: 793-501/000-023

WMB marking card; as card; not stretchable; plain; snap-on type; green



Item No.: 793-501/000-017

WMB marking card; as card; not stretchable; plain; snap-on type; light green



Item No.: 793-501/000-012

WMB marking card; as card; not stretchable; plain; snap-on type; orange



Item No.: 793-501/000-005

WMB marking card; as card; not stretchable; plain; snap-on type; red



Item No.: 793-501/000-024

WMB marking card; as card; not stretchable; plain; snap-on type; violet



Item No.: 793-501

WMB marking card; as card; not stretchable; plain; snap-on type; white



Item No.: 793-501/000-002

WMB marking card; as card; not stretchable; plain; snap-on type; yellow



Item No.: 2009-115/000-006

WMB-Inline; for Smart Printer; 1500 pieces on roll; stretchable 5 - 5.2 mm; plain; snap-on type; blue



Item No.: 2009-115/000-007

WMB-Inline; for Smart Printer; 1500 pieces on roll; stretchable 5 - 5.2 mm; plain; snap-on type; gray



Item No.: 2009-115/000-023

WMB-Inline; for Smart Printer; 1500 pieces on roll; stretchable 5 - 5.2 mm; plain; snap-on type; green



Item No.: 2009-115/000-017

WMB-Inline; for Smart Printer; 1500 pieces on roll; stretchable 5 - 5.2 mm; plain; snap-on type; light green



Item No.: 2009-115/000-012

WMB-Inline; for Smart Printer; 1500 pieces on roll; stretchable 5 - 5.2 mm; plain; snap-on type; orange



Item No.: 2009-115/000-005

WMB-Inline; for Smart Printer; 1500 pieces on roll; stretchable 5 - 5.2 mm; plain; snap-on type; red



Item No.: 2009-115/000-024

WMB-Inline; for Smart Printer; 1500 pieces on roll; stretchable 5 - 5.2 mm; plain; snap-on type; violet



Item No.: 2009-115

WMB-Inline; for Smart Printer; 1500 pieces on roll; stretchable 5 - 5.2 mm; plain; snap-on type; white



Item No.: 2009-115/000-002

WMB-Inline; for Smart Printer; 1500 pieces on roll; stretchable 5 - 5.2 mm; plain; snap-on type; yellow

1.1.4.3 Marker carrier



Item No.: [285-442](#)

Adaptor; gray

1.1.5 Supply module

1.1.5.1 Supply module



Item No.: [811-471](#)

Supply module; 35 mm²; for 811 Series Fuse Terminal Blocks; SCREW CLAMP CONNECTION; 35,00 mm²; light gray

1.1.6 Test and measurement

1.1.6.1 Testing accessories



Item No.: [206-912](#)

WAGO Test Probes; 2 mm Ø; 1000 V; CAT IV; 10 A

Installation Notes

Installation



Creating a 2- or 3-pole fuse terminal block via coupling kit.




Removing a terminal block from the DIN-rail.

Conductor termination



Open and close lever via operating tool.



CAGE CLAMP® connection
Inserting a conductor.
Opening the clamping unit via integrated lever.



Terminating ferruled conductors up to 10 mm² (8 AWG).

Commoning




Jumper bar for quick and convenient commoning




Inserting a fuse.

Marking



WMB marker slot for convenient identification



Marker carriers (285-442) for continuous marking strips