


# Data Sheet | Item Number: 811-411

2-conductor fuse holder ; for Class CC cylindrical fuses; 1-pole; with blown fuse indication; for DIN-rail 35 x 15 and 35 x 7.5; 16 mm<sup>2</sup>; CAGE CLAMP®; light gray

<https://www.wago.com/811-411>



Color: ■ light gray

## Fuse terminal block, 811 Series, operating tool

Easily, quickly and safely connect conductors with this fuse terminal block (item number 811-411). Ensure that the strip lengths are between 12 and 13 mm when connecting conductors to this fuse terminal block. Featuring conductor terminals along with CAGE CLAMP®, this connector is highly versatile. Our highly-rated and maintenance-free CAGE CLAMP® connection makes it easy to connect all types of conductors without having to prepare the conductor. For example, you don't need to crimp ferrules. This fuse terminal block is suitable for conductor cross sections ranging from 2.5 mm<sup>2</sup> to 16 mm<sup>2</sup>.

### Notes

Safety Information

The fuse holder must not be opened under load.

### Electrical data

Ratings per	IEC/HD 60269-2		
Overvoltage category	III	III	II
Pollution degree	3	2	2
Nominal voltage	600 V	-	-
Rated impulse withstand voltage	8 kV	-	-
Rated current	30 A	-	-

### Ratings per IEC/EN – Notes

Ratings (note)	Electrical ratings are specified in the technical data of both fuse terminal block and fuse. When selecting glass cartridge fuses, make sure that the listed power loss is not exceeded.
----------------	--

### Ratings per IEC/EN 2

Rated voltage (III / 3)	600 V
-------------------------	-------

### Approvals per

### UL 4248-4

Use group	B	C	D
Rated voltage	-	-	-

### Approvals per

### CSA 22.2

Use group	B	C	D
Rated voltage	-	-	-

### Power Loss

Maximum power loss $P_{loss}$ of fuse insert for overload and short-circuit protection (individual arrangement)	3 W
Maximum power loss $P_{loss}$ of fuse insert for overload and short-circuit protection (block arrangement)	3 W
Power loss $P_{I max.}$ short-circuit protection (individual arrangement)	3 W
Power loss $P_{loss (max.)}$ of fuse cartridge for short-circuit protection (block arrangement)	3 W

### General information

Voltage type 1	AC
Voltage type 2	DC
Fuse receptacle	pluggable
Fuse type	Cylindrical fuse; 10 x 38 mm; Class CC
Wiring direction	Side-entry wiring

### Connection data

Clamping units	2
Total number of potentials	1
Number of levels	1

#### Connection 1

Connection technology	CAGE CLAMP®
Actuation type	Operating tool
Connectable conductor materials	Copper
Solid conductor	2.5 ... 16 mm <sup>2</sup> / 14 ... 6 AWG
Fine-stranded conductor	2.5 ... 16 mm <sup>2</sup> / 16 ... 6 AWG
Strip length	12 ... 13 mm / 0.47 ... 0.51 inches
Pole number	1
Wiring direction	Side-entry wiring

### Physical data

Width	17.5 mm / 0.689 inches
Height	105 mm / 4.134 inches
Depth from upper-edge of DIN-rail	55 mm / 2.165 inches

### Mechanical data

Mounting type	DIN-35 rail
Mounting (note)	The fixed foot of the fuse terminal block must face upwards so that the fuse cannot fall out.

### Material data

Note (material data)	<a href="#">Information on material specifications can be found here</a>
Color	light gray
Material group	I
Insulation material (main housing)	Polyamide (PA66)
Flammability class per UL94	V0
Fire load	0 MJ
Weight	63.5 g

### Environmental requirements

Processing temperature	-35 ... +85 °C
Continuous operating temperature	-35 ... +85 °C



**Commercial data**

Product Group	1 (Rail Mounted Terminal Blocks)
PU (SPU)	12 (1) pcs
Packaging type	Box
Country of origin	CN
GTIN	4050821856511
Customs tariff number	85369095000

**Product Classification**

UNSPSC	39121624
eCl@ss 10.0	27-14-11-16
eCl@ss 9.0	27-14-11-16
ETIM 9.0	EC002705
ETIM 10.0	EC002705
ECCN	NO US CLASSIFICATION

**Environmental Product Compliance**

RoHS Compliance Status	Compliant, No Exemption
------------------------	-------------------------

**Approvals / Certificates**

**Declarations of conformity and manufacturer's declarations**

Approval	Standard	Certificate Name
EU-Declaration of Conformity WAGO GmbH & Co. KG	-	-

**Downloads**

**Environmental Product Compliance**

<b>Compliance Search</b>	
Environmental Product Compliance 811-411	<a href="#">↓</a>

**Documentation**

<b>Bid Text</b>			
Item Number	Date	File Name / Size	Download
811-411	19.02.2019	xml 3.58 KB	<a href="#">↓</a>
811-411	14.03.2017	doc 25.00 KB	<a href="#">↓</a>

CAD/CAE-Data

CAD data	CAE data
2D/3D Models 811-411	EPLAN Data Portal 811-411
	WSCAD Universe 811-411
	ZUKEN Portal 811-411

1 Compatible Products

1.1 Optional Accessories

1.1.1 Ferrule

1.1.1.1 Ferrule

<a href="#">Item No.: 216-209</a> Ferrule; Sleeve for 10 mm <sup>2</sup> / AWG 8; insulated; electro-tin plated; red	<a href="#">Item No.: 216-109</a> Ferrule; Sleeve for 10 mm <sup>2</sup> / AWG 8; un-insulated; electro-tin plated	<a href="#">Item No.: 216-208</a> Ferrule; Sleeve for 6 mm <sup>2</sup> / AWG 10; insulated; electro-tin plated; electrolytic copper; gastight crimped; acc. to DIN 46228, Part 4/09.90; yellow	<a href="#">Item No.: 216-108</a> Ferrule; Sleeve for 6 mm <sup>2</sup> / AWG 10; un-insulated; electro-tin plated; silver-colored
<a href="#">Item No.: 216-545</a> Twin ferrule; Sleeve for 2 x 2.5 mm / AWG 14; insulated; blue	<a href="#">Item No.: 216-546</a> Twin ferrule; Sleeve for 2 x 4 mm / AWG 12; insulated; gray	<a href="#">Item No.: 216-547</a> Twin ferrule; Sleeve for 2 x 6 mm / AWG 10; insulated; yellow	

1.1.2 Installation

1.1.2.1 Locking system



<a href="#">Item No.: 811-612</a> Coupling kit; for 12 poles; red
--

1.1.3 Jumper

1.1.3.1 Jumper

<a href="#">Item No.: 811-480</a> Jumper; 10-way; insulated; light gray	<a href="#">Item No.: 811-481</a> Jumper; 11-way; insulated; light gray	<a href="#">Item No.: 811-482</a> Jumper; 12-way; insulated; light gray	<a href="#">Item No.: 811-472</a> Jumper; 2-way; insulated; light gray
<a href="#">Item No.: 811-473</a> Jumper; 3-way; insulated; light gray	<a href="#">Item No.: 811-474</a> Jumper; 4-way; insulated; light gray	<a href="#">Item No.: 811-475</a> Jumper; 5-way; insulated; light gray	<a href="#">Item No.: 811-476</a> Jumper; 6-way; insulated; light gray
<a href="#">Item No.: 811-477</a> Jumper; 7-way; insulated; light gray	<a href="#">Item No.: 811-478</a> Jumper; 8-way; insulated; light gray	<a href="#">Item No.: 811-479</a> Jumper; 9-way; insulated; light gray	

1.1.4 Marking

1.1.4.1 Label



**Item No.: 210-805**

Labels; for Smart Printer; permanent adhesive; 6 x 15 mm; 3000 pieces on roll; white



**Item No.: 210-805/000-002**

Labels; for Smart Printer; permanent adhesive; 6 x 15 mm; 3000 pieces on roll; yellow



**Item No.: 210-806**

Labels; for Smart Printer; permanent adhesive; 9 x 15 mm; 3000 pieces on roll; white



**Item No.: 210-806/000-002**

Labels; for Smart Printer; permanent adhesive; 9 x 15 mm; 3000 pieces on roll; yellow



**Item No.: 210-705**

Labels; for TP printers; permanent adhesive; 6 x 15 mm; 3000 pieces on roll; white



**Item No.: 210-705/000-002**

Labels; for TP printers; permanent adhesive; 6 x 15 mm; 3000 pieces on roll; yellow



**Item No.: 210-706**

Labels; for TP printers; permanent adhesive; 9 x 15 mm; 3000 pieces on roll; white



**Item No.: 210-706/000-002**

Labels; for TP printers; permanent adhesive; 9 x 15 mm; 3000 pieces on roll; yellow

1.1.4.2 Marker



**Item No.: 793-5501/000-006**

WMB marking card; as card; for terminal block width 5 - 17.5 mm; stretchable 5 - 5.2 mm; plain; snap-on type; blue



**Item No.: 793-5501/000-014**

WMB marking card; as card; for terminal block width 5 - 17.5 mm; stretchable 5 - 5.2 mm; plain; snap-on type; brown



**Item No.: 793-5501/000-007**

WMB marking card; as card; for terminal block width 5 - 17.5 mm; stretchable 5 - 5.2 mm; plain; snap-on type; gray



**Item No.: 793-5501/000-023**

WMB marking card; as card; for terminal block width 5 - 17.5 mm; stretchable 5 - 5.2 mm; plain; snap-on type; green



**Item No.: 793-5501/000-017**

WMB marking card; as card; for terminal block width 5 - 17.5 mm; stretchable 5 - 5.2 mm; plain; snap-on type; light green



**Item No.: 793-5501/000-012**

WMB marking card; as card; for terminal block width 5 - 17.5 mm; stretchable 5 - 5.2 mm; plain; snap-on type; orange



**Item No.: 793-5501/000-005**

WMB marking card; as card; for terminal block width 5 - 17.5 mm; stretchable 5 - 5.2 mm; plain; snap-on type; red



**Item No.: 793-5501/000-024**

WMB marking card; as card; for terminal block width 5 - 17.5 mm; stretchable 5 - 5.2 mm; plain; snap-on type; violet



**Item No.: 793-5501**

WMB marking card; as card; for terminal block width 5 - 17.5 mm; stretchable 5 - 5.2 mm; plain; snap-on type; white



**Item No.: 793-5501/000-002**

WMB marking card; as card; for terminal block width 5 - 17.5 mm; stretchable 5 - 5.2 mm; plain; snap-on type; yellow



**Item No.: 793-501/000-006**

WMB marking card; as card; not stretchable; plain; snap-on type; blue



**Item No.: 793-501/000-007**

WMB marking card; as card; not stretchable; plain; snap-on type; gray



**Item No.: 793-501/000-023**

WMB marking card; as card; not stretchable; plain; snap-on type; green



**Item No.: 793-501/000-017**

WMB marking card; as card; not stretchable; plain; snap-on type; light green



**Item No.: 793-501/000-012**

WMB marking card; as card; not stretchable; plain; snap-on type; orange



**Item No.: 793-501/000-005**

WMB marking card; as card; not stretchable; plain; snap-on type; red



**Item No.: 793-501/000-024**

WMB marking card; as card; not stretchable; plain; snap-on type; violet



**Item No.: 793-501**

WMB marking card; as card; not stretchable; plain; snap-on type; white



**Item No.: 793-501/000-002**

WMB marking card; as card; not stretchable; plain; snap-on type; yellow



**Item No.: 2009-115/000-006**

WMB-Inline; for Smart Printer; 1500 pieces on roll; stretchable 5 - 5.2 mm; plain; snap-on type; blue



**Item No.: 2009-115/000-007**

WMB-Inline; for Smart Printer; 1500 pieces on roll; stretchable 5 - 5.2 mm; plain; snap-on type; gray



**Item No.: 2009-115/000-023**

WMB-Inline; for Smart Printer; 1500 pieces on roll; stretchable 5 - 5.2 mm; plain; snap-on type; green



**Item No.: 2009-115/000-017**

WMB-Inline; for Smart Printer; 1500 pieces on roll; stretchable 5 - 5.2 mm; plain; snap-on type; light green



**Item No.: 2009-115/000-012**

WMB-Inline; for Smart Printer; 1500 pieces on roll; stretchable 5 - 5.2 mm; plain; snap-on type; orange



**Item No.: 2009-115/000-005**

WMB-Inline; for Smart Printer; 1500 pieces on roll; stretchable 5 - 5.2 mm; plain; snap-on type; red



**Item No.: 2009-115/000-024**

WMB-Inline; for Smart Printer; 1500 pieces on roll; stretchable 5 - 5.2 mm; plain; snap-on type; violet



**Item No.: 2009-115**

WMB-Inline; for Smart Printer; 1500 pieces on roll; stretchable 5 - 5.2 mm; plain; snap-on type; white



**Item No.: 2009-115/000-002**

WMB-Inline; for Smart Printer; 1500 pieces on roll; stretchable 5 - 5.2 mm; plain; snap-on type; yellow

### 1.1.4.3 Marker carrier



Item No.: [285-442](#)

Adaptor; gray

### 1.1.5 Supply module

#### 1.1.5.1 Supply module



Item No.: [811-471](#)

Supply module; 35 mm<sup>2</sup>; for 811 Series Fuse Terminal Blocks; SCREW CLAMP CONNECTION; 35,00 mm<sup>2</sup>; light gray

### 1.1.6 Test and measurement

#### 1.1.6.1 Testing accessories



Item No.: [206-912](#)

WAGO Test Probes; 2 mm Ø; 1000 V; CAT IV; 10 A

## Installation Notes

### Installation



Creating a 2- or 3-pole fuse terminal block via coupling kit.




Removing a terminal block from the DIN-rail.

### Conductor termination



Open and close lever via operating tool.



**CAGE CLAMP® connection**  
Inserting a conductor.  
Opening the clamping unit via integrated lever.



Terminating ferruled conductors up to 10 mm<sup>2</sup> (8 AWG).

## Commoning




Jumper bar for quick and convenient commoning




Inserting a fuse.

## Marking



WMB marker slot for convenient identification



Marker carriers (285-442) for continuous marking strips