


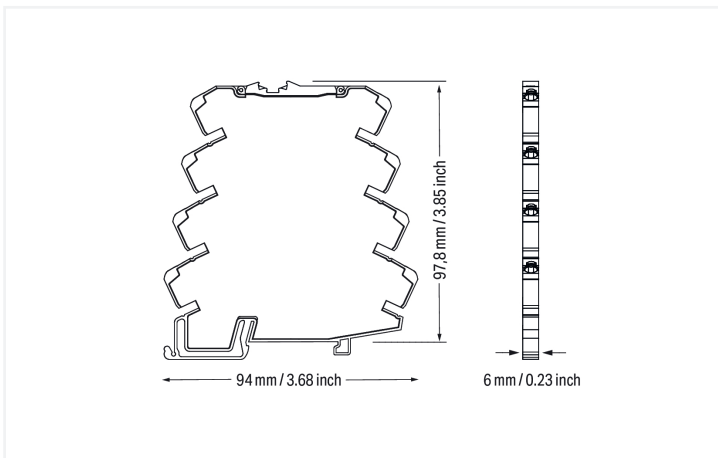
Data Sheet | Item Number: 857-451

Passive isolator, 1-channel; Current input signal; Current output signal; Power via input; 6 mm module width; 2,50 mm²

<https://www.wago.com/857-451>



IN+	1	IN	OUT	5	OUT+
GND 1	2			6	GND 2
N.C.	3			7	N.C.
N.C.	4			8	N.C.



Short description:

WAGO's passive isolator (1-channel) electrically isolates and filters 0(4) ... 20 mA standard analog signals, while drawing power for signal transmission from the input circuit. The connected sensor supplies the passive isolator with the required power to energize the connected load.

Features:

- No additional supply voltage required
- 3-way electrical isolation with 2.5 kV test voltage

Notes

Safety Information

Note

Outputs must not be left open!

Use shielded signal cables!

Only use shielded signal cables for analog input and output signals. This ensures the device maintains its specified accuracy and immunity to interference, even when external disturbances affect the signal cable.

Technical data

Configuration

Configuration options	Pre-configured
-----------------------	----------------

Input

Input signal type	Current
Input signal (current)	0 ... 20 mA 4 ... 20 mA
Input current (max.)	40 mA
Input voltage (max.)	20 V
Response threshold	200 μ A

Output (analog)

Output signal type	Current
Output signal (current)	0 ... 20 mA 4 ... 20 mA
Load impedance (current output)	\leq 600 Ω Temperature range restrictions may occur.

Output (voltage tap)

Voltage drop	\leq 2.5 V (at 20 mA at the output)
--------------	---------------------------------------

Signal Processing

Limit frequency	100 Hz
Step response (typ.)	3.5 ms

Measurement Error

Transmission error (typ.)	\leq 0.1 % of upper-range value
Load error	\leq 0.05 % of upper-range value; per 100 Ω load
Temperature coefficient	\leq 0.01 %/K

Power Supply

Power supply type	Passive (via input)
-------------------	---------------------

Safety and protection

Rated Voltage	300 V
Measurement category per EN/UL 61010-2-030	CAT II (input)
Overvoltage category	II
Pollution degree	2
Protection type	IP20

Test voltage

Test voltage (input/output)	3 kVAC; 50 Hz; 1 min
-----------------------------	----------------------

Insulation coordination (UL)

Insulation type (input/analog output)	Reinforced insulation (safe isolation)
---------------------------------------	--

Connection Data

Connection technology	Push-in CAGE CLAMP®
Solid conductor	0.08 ... 2.5 mm ² / 28 ... 14 AWG
Fine-stranded conductor	0.34 ... 2.5 mm ² / 22 ... 14 AWG
Strip length	9 ... 10 mm / 0.35 ... 0.39 inches
Cable type	Shielded cable

Physical data

Width	6 mm / 0.236 inches
Height	94 mm / 3.701 inches
Depth from upper-edge of DIN-rail	97.8 mm / 3.85 inches

Mechanical data

Mounting type	DIN-35 rail
---------------	-------------

Material data

Insulation material (main housing)	Polyamide (PA66)
Flammability class per UL94	V0
Fire load	0.363 MJ
Weight	24.7 g

Environmental requirements

Ambient temperature (operation)	-25 ... +70 °C
Ambient temperature (storage)	-40 ... +85 °C
Temperature range of connection cable	$\geq (T_{\text{ambient}} + 15 \text{ K})$
Temperature range of the connection cable (UL)	70 °C
Relative humidity	5 ... 95 % (no condensation permissible)
Operating altitude (max.)	2000 m

Standards and Specifications

Conformity marking	CE
EMC immunity to interference	EN 61000-6-2
EMC emission of interference	EN 61000-6-3
Standards/specifications	EN 61010-1 DNV

Commercial data

Product Group	6 (INTERFACE ELECTRONIC)
PU (SPU)	1 pcs
Packaging type	Bag
Country of origin	DE
GTIN	4045454471323
Customs tariff number	85437090300

Product Classification

UNSPSC	39121008
eCl@ss 10.0	27-21-01-20
eCl@ss 9.0	27-21-01-20
ETIM 9.0	EC002653
ETIM 10.0	EC002653
ECCN	NO US CLASSIFICATION

Environmental Product Compliance

RoHS Compliance Status Compliant, No Exemption

Approvals / Certificates

General approvals			Declarations of conformity and manufacturer's declarations		
Approval	Standard	Certificate Name	Approval	Standard	Certificate Name
EAC GZO Almaty Standart	TP TC 020/2011	EAC CoC 03081	EU-Declaration of Conformity WAGO GmbH & Co. KG	-	-
UL Underwriters Laboratories Inc. (ORDINARY LOCATIONS)	UL 508	E175199 Sec.4	UK-Declaration of Conformity WAGO GmbH & Co. KG	-	-

Approvals for marine applications

Approval	Standard	Certificate Name
BV Bureau Veritas S.A.	Rules for class. of Steel Ships	40179_B0
DNV DNV Germany GmbH	DNV-CG-0339, Aug. 2021	TAA00001D1

Approvals for hazardous areas

Approval	Standard	Certificate Name
ATEX TUEV Nord Cert GmbH	EN 60079-0	TUEV14ATEX112692X (II 3G Ex ec IIC T4 Gc)
CCC CNEX	CNCA-C23-01	2020312310000210 (Ex ec IIC T4 Gc)
IECEx TUEV Nord Cert GmbH	-	IECEX TUN14.0030X
UKEx WAGO GmbH & Co. KG	EN 60079-0	WAGO22UKEX004X
UL Underwriters Laboratories Inc. (HAZARDOUS LOCATIONS)	ANSI/ISA 12.12.01	E198726

Downloads

Environmental Product Compliance

Compliance Search
Environmental Product Compliance 857-451 ↓

Documentation

Manual	Bid Text															
WAGO Isolating Amplifiers ↓	<table border="1"> <thead> <tr> <th>Item</th> <th>Date</th> <th>Format</th> <th>Size</th> <th>Action</th> </tr> </thead> <tbody> <tr> <td>857-451</td> <td>20.02.2019</td> <td>docx</td> <td>16.26 KB</td> <td>↓</td> </tr> <tr> <td>857-451</td> <td>19.02.2019</td> <td>xml</td> <td>4.81 KB</td> <td>↓</td> </tr> </tbody> </table>	Item	Date	Format	Size	Action	857-451	20.02.2019	docx	16.26 KB	↓	857-451	19.02.2019	xml	4.81 KB	↓
Item	Date	Format	Size	Action												
857-451	20.02.2019	docx	16.26 KB	↓												
857-451	19.02.2019	xml	4.81 KB	↓												

Instruction Leaflet			
CCC Ex (Additional information)	26.04.2023	pdf 140.99 KB	↓
Messumformer und Trennverstärker	V 2.0.0 07.07.2021	pdf 2484.96 KB	↓

CAD/CAE-Data	
CAD data	CAE data
2D/3D Models 857-451 ↓	EPLAN Data Portal 857-451 ↓
	WSCAD Universe 857-451 ↓
	ZUKEN Portal 857-451 ↓

1 Compatible Products

1.1 Optional Accessories

1.1.1 Installation

1.1.1.1 Mounting accessories



Item No.: 249-117

Screwless end stop; 10 mm wide; for DIN-rail 35 x 15 and 35 x 7.5; gray

Item No.: 249-197

Screwless end stop; 14 mm wide; for DIN-rail 35 x 15 and 35 x 7.5; gray

Item No.: 249-116

Screwless end stop; 6 mm wide; for DIN-rail 35 x 15 and 35 x 7.5; gray

1.1.2 Interface module

1.1.2.1 Interface adapters



Item No.: 857-980

Interface adapter; 16-pole; analog

1.1.3 Jumper

1.1.3.1 Jumper



Item No.: 281-482

Jumper; 2-way; insulated; gray



Item No.: 859-410/000-006

Jumper; for jumper slot; 10-way; insulated; blue



Item No.: 859-410

Jumper; for jumper slot; 10-way; insulated; light gray



Item No.: 859-410/000-005

Jumper; for jumper slot; 10-way; insulated; red



Item No.: 859-410/000-029

Jumper; for jumper slot; 10-way; insulated; yellow



Item No.: 859-402/000-006

Jumper; for jumper slot; 2-way; insulated; blue



Item No.: 859-402

Jumper; for jumper slot; 2-way; insulated; light gray



Item No.: 859-402/000-005

Jumper; for jumper slot; 2-way; insulated; red



Item No.: 859-402/000-029

Jumper; for jumper slot; 2-way; insulated; yellow



Item No.: 859-403/000-006

Jumper; for jumper slot; 3-way; insulated; blue



Item No.: 859-403


























Jumper; for jumper slot; 3-way; insulated; light gray



Item No.: 859-403/000-005










Jumper; for jumper slot; 3-way; insulated; red

1.1.3.1 Jumper

 <p>Item No.: 859-403/000-029 Jumper; for jumper slot; 3-way; insulated; yellow</p>	 <p>Item No.: 859-404/000-006 Jumper; for jumper slot; 4-way; insulated; blue</p>	 <p>Item No.: 859-404 Jumper; for jumper slot; 4-way; insulated; light gray</p>	 <p>Item No.: 859-404/000-005 Jumper; for jumper slot; 4-way; insulated; red</p>
 <p>Item No.: 859-404/000-029 Jumper; for jumper slot; 4-way; insulated; yellow</p>	 <p>Item No.: 859-405/000-006 Jumper; for jumper slot; 5-way; insulated; blue</p>	 <p>Item No.: 859-405 Jumper; for jumper slot; 5-way; insulated; light gray</p>	 <p>Item No.: 859-405/000-005 Jumper; for jumper slot; 5-way; insulated; red</p>
 <p>Item No.: 859-405/000-029 Jumper; for jumper slot; 5-way; insulated; yellow</p>	 <p>Item No.: 859-406/000-006 Jumper; for jumper slot; 6-way; insulated; blue</p>	 <p>Item No.: 859-406 Jumper; for jumper slot; 6-way; insulated; light gray</p>	 <p>Item No.: 859-406/000-005 Jumper; for jumper slot; 6-way; insulated; red</p>
 <p>Item No.: 859-406/000-029 Jumper; for jumper slot; 6-way; insulated; yellow</p>	 <p>Item No.: 859-407/000-006 Jumper; for jumper slot; 7-way; insulated; blue</p>	 <p>Item No.: 859-407 Jumper; for jumper slot; 7-way; insulated; light gray</p>	 <p>Item No.: 859-407/000-005 Jumper; for jumper slot; 7-way; insulated; red</p>
 <p>Item No.: 859-407/000-029 Jumper; for jumper slot; 7-way; insulated; yellow</p>	 <p>Item No.: 859-408/000-006 Jumper; for jumper slot; 8-way; insulated; blue</p>	 <p>Item No.: 859-408 Jumper; for jumper slot; 8-way; insulated; light gray</p>	 <p>Item No.: 859-408/000-005 Jumper; for jumper slot; 8-way; insulated; red</p>
 <p>Item No.: 859-408/000-029 Jumper; for jumper slot; 8-way; insulated; yellow</p>	 <p>Item No.: 859-409/000-006 Jumper; for jumper slot; 9-way; insulated; blue</p>	 <p>Item No.: 859-409 Jumper; for jumper slot; 9-way; insulated; light gray</p>	 <p>Item No.: 859-409/000-005 Jumper; for jumper slot; 9-way; insulated; red</p>
 <p>Item No.: 859-409/000-029 Jumper; for jumper slot; 9-way; insulated; yellow</p>			

1.1.4 Marking

1.1.4.1 Marker

 <p>Item No.: 793-5501 WMB marking card; as card; for terminal block width 5 - 17.5 mm; stretchable 5 - 5.2 mm; plain; snap-on type; white</p>	 <p>Item No.: 793-502 WMB marking card; as card; MARKED; 1 ... 10 (10x); not stretchable; Horizontal marking; snap-on type; white</p>	 <p>Item No.: 793-566 WMB marking card; as card; MARKED; 1 ... 50 (2x); not stretchable; Horizontal marking; snap-on type; white</p>	 <p>Item No.: 793-503 WMB marking card; as card; MARKED; 11 ... 20 (10x); not stretchable; Horizontal marking; snap-on type; white</p>
 <p>Item No.: 793-504 WMB marking card; as card; MARKED; 21 ... 30 (10x); not stretchable; Horizontal marking; snap-on type; white</p>	 <p>Item No.: 793-505 WMB marking card; as card; MARKED; 31 ... 40 (10x); not stretchable; Horizontal marking; snap-on type; white</p>	 <p>Item No.: 793-506 WMB marking card; as card; MARKED; 41 ... 50 (10x); not stretchable; Horizontal marking; snap-on type; white</p>	 <p>Item No.: 793-501 WMB marking card; as card; not stretchable; plain; snap-on type; white</p>
 <p>Item No.: 2009-115 WMB-Inline; for Smart Printer; 1500 pieces on roll; stretchable 5 - 5.2 mm; plain; snap-on type; white</p>			

1.1.4.2 Marking strip



Item No.: 2009-110

Marking strips; for Smart Printer; on reel; not stretchable; plain; snap-on type; white

1.1.5 Power supply

1.1.5.1 Power Supply



Item No.: 787-2852

Switched-mode power supply; 1-phase; 24 VDC output voltage; 1 A output current

1.1.6 Terminal blocks

1.1.6.1 Supply module



Item No.: 857-979

Supply and through module

1.1.6.2 Through terminal block



Item No.: 857-979

Supply and through module

1.1.7 Tool

1.1.7.1 Operating tool




Item No.: 210-720

Operating tool; Blade: 3.5 x 0.5 mm; with a partially insulated shaft; multicoloured

Installation Notes

Commoning



Commoning, not discrete wiring – Same outline allows use of a single in-line, push-in jumper.