

Shower head - Brushed Durabronze (23kt Gold)

SERIES SPECIFIC

28 505 979 Product version from 3/9/2015



- spray head Ø 100mm
- Three or five settings: COMPACT RAIN, COMPACT SOFT FLOW, COMPACT AQUAPRESSURE FLOW, max. flow rate 7.6 l/min (at 3 bar)
- Function from: 5.5 l/min
- with anti-scale system

Technical data:

- 155-mm projection
- ball-joint pivotable through 18° (in any direction)
- rosette Ø 60 mm
- 1/2" connection

Notes:

	Brushed Durabronze (23kt Gold)	28 505 979-28
	Chrome	28 505 979-00
	Brushed Platinum	28 505 979-06
	Platinum	28 505 979-08
	Dark Chrome	28 505 979-19
	Light Gold (PVD)	28 505 979-26
	Brushed Light Gold (PVD)	28 505 979-27
	Matte Black	28 505 979-33
	Brushed Gold (PVD)	28 505 979-37
	Brushed Dark Brass (PVD)	28 505 979-39
	Brushed Bronze (PVD)	28 505 979-42
	Brushed Dark Bronze (PVD)	28 505 979-43
	Brushed Champagne (22kt Gold)	28 505 979-46
	Champagne (22kt Gold)	28 505 979-47
	Brushed Chrome	28 505 979-93
	Brushed Dark Platinum	28 505 979-99

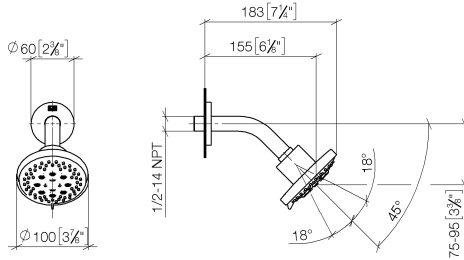
Recommended miscellaneous



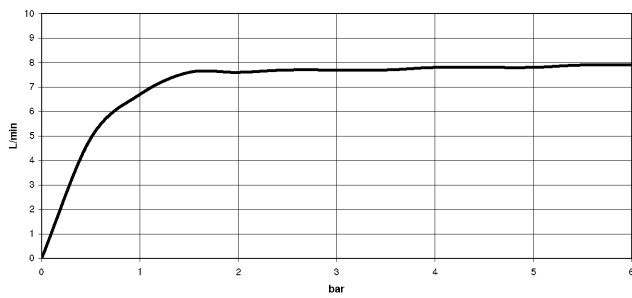
- Concealed wall elbow -** 35 085 970 90
- min. recess depth 90 mm
 - max. recess depth 163 mm

28 505 979 Product version from 3/9/2015

mm [inches]



Flow rate chart



Codes & Standards

DIN 4109

ISO 3822

Scottish Water
Byelaws

UK Water Supply
Regulations

Ü-Zeichen



Shower head - Brushed Durabronz (23kt Gold)

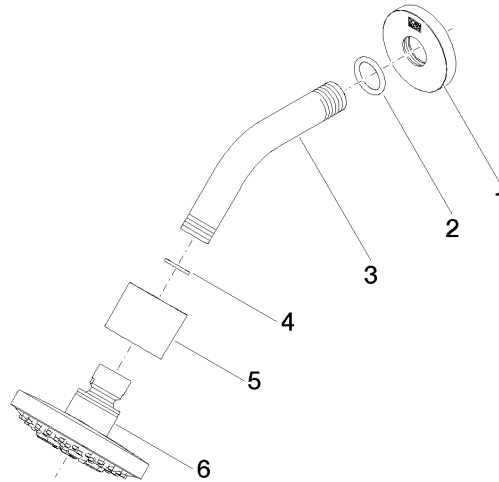
SERIES SPECIFIC

28 505 979 Product version from 3/9/2015

Certificates and sustainability

LGA_28

WRAS_2201



Spare parts list

No.	Item Number	Name	Quantity used	Delivery time
5	09 11 01 191-28	Cover for overhead shower - Brushed Durabron (23kt Gold)	1.00	40
4	90 14 20 002 00 90	Washer 18,5 x 12,0 x 2,0 mm -	1.00	14
3	09 11 03 011-28	Connection 140 x 65 x 21 mm - Brushed Durabron (23kt Gold)	1.00	40
6	90 12 05 055 00-28	Spray Overhead shower Ø 135 x 65 mm - Brushed Durabron (23kt Gold)	1.00	40
2	90 14 10 026 00 90	O-Ring 20,5 x 3,5 mm -	1.00	14
1	09 27 22 045-28	Rosette Ø 60 x Ø 22 x 9 mm - Brushed Durabron (23kt Gold)	1.00	40