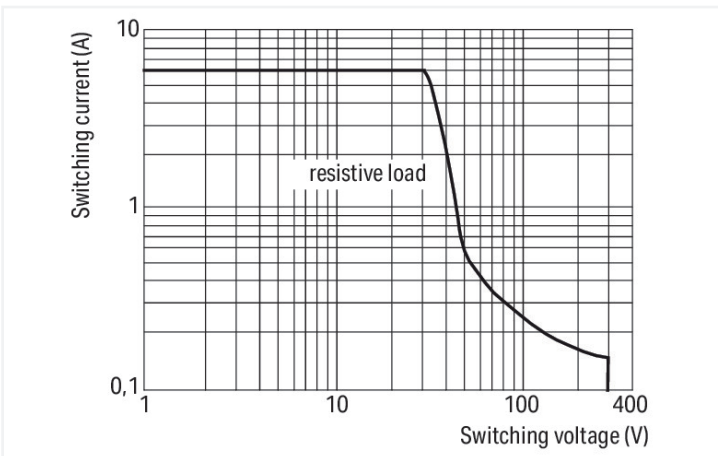
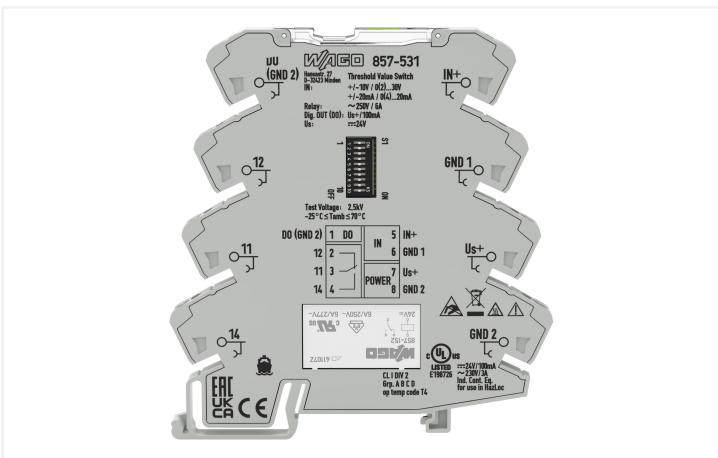


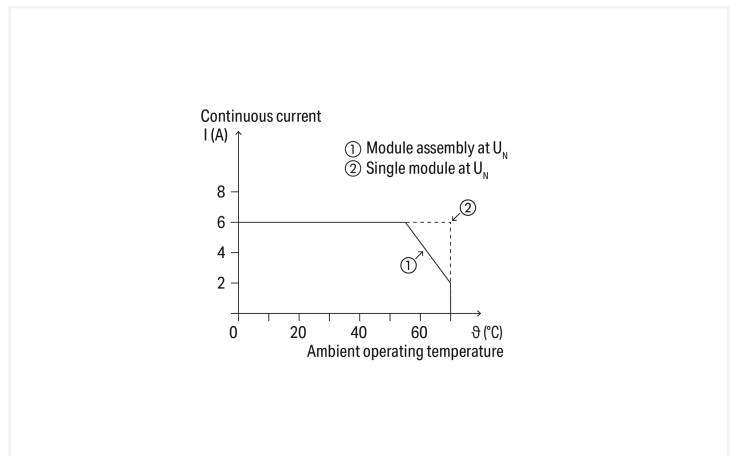
Data Sheet | Item Number: 857-531

Threshold value switches; Analog values; 1 changeover contact; Digital output;
Configuration via software; Supply voltage: 24 VDC; 6 mm module width; 2,50 mm²

<https://www.wago.com/857-531>



DC load limit curve



Current-carrying capacity curve

Notes

Safety Information

The input and digital output must be safely isolated from hazardous live parts!

Note

Use shielded signal cables!

Only use shielded signal cables for analog input and output signals. This ensures the device maintains its specified accuracy and immunity to interference, even when external disturbances affect the signal cable. Additional setting options via the WAGO Interface Configuration Software

Technical data

Configuration

Configuration options	DIP switch WAGO Interface Configuration Software Push/slide switch
-----------------------	--

Input

Input signal type	Voltage Current
Input signal (voltage)	±10 V 0 ... 30 V
Input signal (current)	±20 mA
Input resistance (current input)	≤ 200 Ω
Input resistance (voltage input)	≥ 100 kΩ
Input current (max.)	22 mA
Input voltage (max.)	31 V

Output (digital)

Switching voltage (DO) max.	Supply voltage applied
Continuous current (DO) max.	100 mA (no internal restriction)
Number of switching thresholds (DO)	2 (adjustable)

Output (relay)

Number of changeover/switchover contacts	1
Switching Voltage, Max.	250 VAC
Switching power (resistive) max.	AC 1500 VA; DC (see load limit curve)
Drop-out time (typ.)	4 ms
Number of switching thresholds (relay)	1 or 2 (adjustable)
Configurable rise/fall delay time (relay)	0 ... 30 s (via software)
Continuous current (max.)	6 A

Signal Processing

Hysteresis	Adjustable via DIP switch or software (valid for relays and DO)
Step response (typ.)	16 ms

Measurement Error

Transmission error (typ.)	≤ 0.1 % of upper-range value
Temperature coefficient	≤ 0.01 %/K

Power Supply

Power supply type	24 VDC (SELV)
Nominal supply voltage U_s	24 VDC
Supply voltage range	±30 %
Current consumption at nominal supply voltage	≤ 25 mA (+ I_{D0})

Safety and protection

Rated Voltage	300 V
Protection type	IP20

Test voltage

Test voltage (input/relay output/supply)	3 kVAC; 50 Hz; 1 min
--	----------------------

Insulation coordination

Overvoltage category	II
Pollution degree	2
Insulation type (input/supply)	Reinforced insulation (safe isolation)
Insulation type (relay)	Reinforced insulation (safe isolation)
Insulation type (adjacent devices)	Reinforced insulation (safe isolation)

Connection Data

Connection technology	Push-in CAGE CLAMP®
Solid conductor	0.08 ... 2.5 mm ² / 28 ... 14 AWG
Fine-stranded conductor	0.34 ... 2.5 mm ² / 22 ... 14 AWG
Strip length	9 ... 10 mm / 0.35 ... 0.39 inches

Physical data

Width	6 mm / 0.236 inches
Height	94 mm / 3.701 inches
Depth from upper-edge of DIN-rail	97.8 mm / 3.85 inches

Mechanical data

Mounting type	DIN-35 rail
---------------	-------------

Material data

Insulation material (main housing)	Polyamide (PA66)
Flammability class per UL94	V0
Fire load	0.013 MJ
Weight	38.6 g

Environmental requirements

Ambient temperature (operation)	-25 ... +70 °C
Ambient temperature (storage)	-40 ... +85 °C
Temperature range of connection cable	≥ (T _{ambient} + 35 K)
Relative humidity	5 ... 85 % (no condensation permissible)
Operating altitude (max.)	2000 m

Standards and Specifications

Conformity marking	CE
EMC immunity to interference	EN 61000-6-2; EN 61131-2; EN 61326-1; EN 50121-3-2
EMC emission of interference	EN 61000-6-4; EN 61131-2; EN 61326-1; EN 50121-3-2
Standards/specifications	EN 61373

Commercial data

Product Group	6 (INTERFACE ELECTRONIC)
PU (SPU)	1 pcs
Packaging type	Bag
Country of origin	DE
GTIN	4066966662375
Customs tariff number	90303370000

Product Classification

UNSPSC	39122331
eCl@ss 10.0	27-21-01-20
eCl@ss 9.0	27-21-01-20
ETIM 9.0	EC002653
ETIM 10.0	EC002653
ECCN	NO US CLASSIFICATION

Environmental Product Compliance

CAS-No.	1303-86-2 1317-36-8 7439-92-1 75980-60-8 79-94-7 80-05-7
REACH Candidate List Substance	2,2',6,6'-tetrabromo-4,4'-isopropylidenediphenol 4,4'-isopropylidenediphenol Diboron trioxide Lead Lead monoxide Phosphine oxide, diphenyl(2,4,6-trimethylbenzoyl)-
RoHS Compliance Status	Compliant,With Exemption
RoHS Exemption	6(c) 7(a) 7(c)-I 7(c)-II
SCIP notification number (Bulgaria)	70c9867b-9228-49b1-8871-0ff4880135a1
SCIP notification number (Czech Republic)	475d917f-e72d-4462-a17f-b1550a3b1393

Approvals / Certificates

General approvals



Approval	Standard	Certificate Name
EAC GZO Almaty Standart	TP TC 004/2011	EAC CoC 03078
EAC GZO Almaty Standart	TP TC 020/2011	EAC CoC 03081
UL Underwriters Laboratories Inc. (ORDINARY LOCATIONS)	UL 508	E175199 Sec.4

Declarations of conformity and manufacturer's declarations

Approval	Standard	Certificate Name
EU-Declaration of Conformity WAGO GmbH & Co. KG	-	-
UK-Declaration of Conformity WAGO GmbH & Co. KG	-	-

Approvals for marine applications

Approvals for hazardous areas



Approval	Standard	Certificate Name
BV Bureau Veritas S.A.	Rules for class. of Steel Ships	40179_B0
DNV DNV Germany GmbH	DNV-CG-0339, Aug. 2021	TAA00001D1

Approval	Standard	Certificate Name
UL Underwriters Laboratories Inc. (HAZARDOUS LOCATIONS)	ANSI/ISA 12.12.01	E198726

Downloads

Environmental Product Compliance

Compliance Search
Environmental Product Compliance 857-531 ↓

Documentation

Manual
WAGO Threshold Value Switches ↓

Bid Text			
857-531	20.02.2019	docx 17.50 KB	↓
857-531	19.02.2019	xml 6.25 KB	↓

Instruction Leaflet			
Messumformer und Trennverstärker	V 2.2.2 28.03.2023	pdf 3367.84 KB	↓

CAD/CAE-Data

CAD data
2D/3D Models 857-531 ↓

CAE data	
EPLAN Data Portal 857-531	↓
WSCAD Universe 857-531	↓
ZUKEN Portal 857-531	↓

1 Compatible Products

1.1 Optional Accessories

1.1.1 Cables and connectors

1.1.1.1 Communication cable



Item No.: 750-923/000-001
 Configuration cable; USB connector;
 Length: 5 m

1.1.3 Interface module

1.1.3.1 Interface adapters



Item No.: 857-980
 Interface adapter; 16-pole; analog

1.1.4 Jumper

1.1.4.1 Jumper



Item No.: 281-482
 Jumper; 2-way; insulated; gray



Item No.: 859-410/000-006
 Jumper; for jumper slot; 10-way; insulated; blue



Item No.: 859-410
 Jumper; for jumper slot; 10-way; insulated; light gray



Item No.: 859-410/000-005
 Jumper; for jumper slot; 10-way; insulated; red



Item No.: 859-410/000-029
 Jumper; for jumper slot; 10-way; insulated; yellow



Item No.: 859-402/000-006
 Jumper; for jumper slot; 2-way; insulated; blue



Item No.: 859-402
 Jumper; for jumper slot; 2-way; insulated; light gray



Item No.: 859-402/000-005
 Jumper; for jumper slot; 2-way; insulated; red



Item No.: 859-402/000-029
 Jumper; for jumper slot; 2-way; insulated; yellow



Item No.: 859-403/000-006
 Jumper; for jumper slot; 3-way; insulated; blue



Item No.: 859-403
 Jumper; for jumper slot; 3-way; insulated; light gray



Item No.: 859-403/000-005
 Jumper; for jumper slot; 3-way; insulated; red



Item No.: 859-403/000-029
 Jumper; for jumper slot; 3-way; insulated; yellow



Item No.: 859-404/000-006
 Jumper; for jumper slot; 4-way; insulated; blue



Item No.: 859-404
 Jumper; for jumper slot; 4-way; insulated; light gray



Item No.: 859-404/000-005
 Jumper; for jumper slot; 4-way; insulated; red



Item No.: 859-404/000-029
 Jumper; for jumper slot; 4-way; insulated; yellow



Item No.: 859-405/000-006
 Jumper; for jumper slot; 5-way; insulated; blue



Item No.: 859-405
 Jumper; for jumper slot; 5-way; insulated; light gray



Item No.: 859-405/000-005
 Jumper; for jumper slot; 5-way; insulated; red



Item No.: 859-405/000-029
 Jumper; for jumper slot; 5-way; insulated; yellow



Item No.: 859-406/000-006
 Jumper; for jumper slot; 6-way; insulated; blue



Item No.: 859-406
 Jumper; for jumper slot; 6-way; insulated; light gray



Item No.: 859-406/000-005
 Jumper; for jumper slot; 6-way; insulated; red



Item No.: 859-406/000-029
 Jumper; for jumper slot; 6-way; insulated; yellow



Item No.: 859-407/000-006
 Jumper; for jumper slot; 7-way; insulated; blue



Item No.: 859-407
 Jumper; for jumper slot; 7-way; insulated; light gray



Item No.: 859-407/000-005
 Jumper; for jumper slot; 7-way; insulated; red

1.1.4.1 Jumper



Item No.: 859-407/000-029
 Jumper; for jumper slot; 7-way; insulated; yellow

Item No.: 859-408/000-006
 Jumper; for jumper slot; 8-way; insulated; blue

Item No.: 859-408
 Jumper; for jumper slot; 8-way; insulated; light gray

Item No.: 859-408/000-005
 Jumper; for jumper slot; 8-way; insulated; red



Item No.: 859-408/000-029
 Jumper; for jumper slot; 8-way; insulated; yellow

Item No.: 859-409/000-006
 Jumper; for jumper slot; 9-way; insulated; blue

Item No.: 859-409
 Jumper; for jumper slot; 9-way; insulated; light gray

Item No.: 859-409/000-005
 Jumper; for jumper slot; 9-way; insulated; red



Item No.: 859-409/000-029
 Jumper; for jumper slot; 9-way; insulated; yellow

1.1.5 Marking

1.1.5.1 Marker



Item No.: 793-5501
 WMB marking card; as card; for terminal block width 5 - 17.5 mm; stretchable 5 - 5.2 mm; plain; snap-on type; white

Item No.: 793-502
 WMB marking card; as card; MARKED; 1 ... 10 (10x); not stretchable; Horizontal marking; snap-on type; white

Item No.: 793-566
 WMB marking card; as card; MARKED; 1 ... 50 (2x); not stretchable; Horizontal marking; snap-on type; white

Item No.: 793-503
 WMB marking card; as card; MARKED; 11 ... 20 (10x); not stretchable; Horizontal marking; snap-on type; white



Item No.: 793-504
 WMB marking card; as card; MARKED; 21 ... 30 (10x); not stretchable; Horizontal marking; snap-on type; white

Item No.: 793-505
 WMB marking card; as card; MARKED; 31 ... 40 (10x); not stretchable; Horizontal marking; snap-on type; white

Item No.: 793-506
 WMB marking card; as card; MARKED; 41 ... 50 (10x); not stretchable; Horizontal marking; snap-on type; white

Item No.: 793-501
 WMB marking card; as card; not stretchable; plain; snap-on type; white



Item No.: 2009-115
 WMB-Inline; for Smart Printer; 1500 pieces on roll; stretchable 5 - 5.2 mm; plain; snap-on type; white

1.1.5.2 Marking strip



Item No.: 2009-110
 Marking strips; for Smart Printer; on reel; not stretchable; plain; snap-on type; white

1.1.6 Power supply

1.1.6.1 Power Supply



Item No.: 787-2852
 Switched-mode power supply; 1-phase; 24 VDC output voltage; 1 A output current

1.1.7 Relay module

1.1.7.1 Relay module

**Item No.: 857-304**

Relay module; Nominal input voltage: 24 VDC; 1 changeover contact; Limiting continuous current: 6 A; Yellow status indicator; Module width: 6 mm; gray

1.1.8 Screwless end stop

1.1.8.1 Mounting accessories

**Item No.: 249-117**

Screwless end stop; 10 mm wide; for DIN-rail 35 x 15 and 35 x 7.5; gray

**Item No.: 249-197**

Screwless end stop; 14 mm wide; for DIN-rail 35 x 15 and 35 x 7.5; gray

**Item No.: 249-116**

Screwless end stop; 6 mm wide; for DIN-rail 35 x 15 and 35 x 7.5; gray

1.1.9 Terminal blocks

1.1.9.1 Supply module

**Item No.: 857-979**

Supply and through module

1.1.9.2 Through terminal block

**Item No.: 857-979**

Supply and through module

1.1.10 Tool


1.1.10.1 Operating tool

**Item No.: 210-720**


Operating tool; Blade: 3.5 x 0.5 mm; with a partially insulated shaft; multicoloured

Installation Notes

Configuring



Configuration via DIP switch




Configuration via WAGO Interface Configuration Software



Configuration via push/slide switch

Commoning



Commoning, not discrete wiring – Same outline allows use of a single in-line, push-in jumper.