

PHILIPS

Ledinaire

Parking Sensor EcoSet



Specification Sheet

Ledinaire Parking sensor EcoSet

EXT2020 OCC DL MW AC Sensor S WH ESW

Introducing the wireless Philips Ledinaire parking sensor EcoSet. This occupancy & daylight parking sensor operates with Philips Ledinaire waterproof(s) EcoSet. The 2.4GHz Bluetooth Low Energy technology enables **simple** and **reliable** communication towards the lights in your space.

The sensor triggers automatic responses to dim the lights based on occupancy & daylight detection. Simple & hassle-free setup of lights & sensors, simply activate sensors and your setup is ready within minutes.

Suitable for small parking areas.

EXT2020 OCC DL MW AC Sensor S WH ESW

Product Features

Occupancy Detection

- Microwave technology for motion detection
- When not in use, lights dim down to defined background level ensuring safety & visibility in parking areas

- Minimum false triggers

Daylight Control

- Daylight step-dimming

Installation

- AC powered
- Surface mounting

Environment

- ROHS compliant
- No Mercury
- Low Carbon Footprint

Connectivity

- 2.4 GHz BLE mesh networking technology
- Reliable and secure wireless communication, control power range 3-15 m*
- Easy setup
- Works with Philips Ledinaire waterproof(s) EcoSet.

Control Functionality

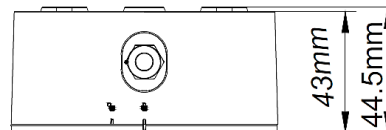
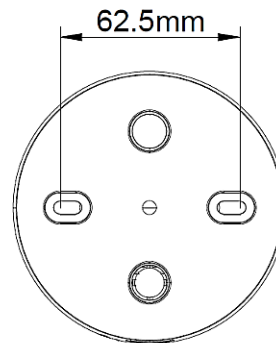
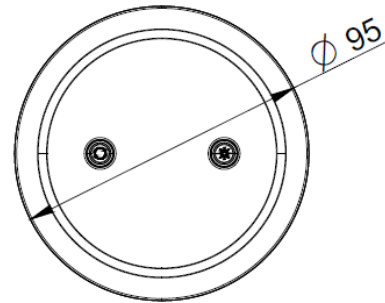
- Automatic light control based on occupancy & daylight detection.
- Adjustable sensor parameters for tuning lighting behaviors.

Reliability

- Reliable operation between -35 °C and 50 °C ambient temperature.
- IP65

Dimensional drawings

Surface mounting



* It's important to note that this parameter may vary depending on the specific field conditions, such as the direction of the sensor to the luminaire, the presence of walls or other obstacles that may reflect the radio signal, and other environmental factors that may impact the transfer of the radio signal.

EXT2020 OCC DL MW AC Sensor S WH ESW

* All specifications are typical and at Tc = 25 °C unless otherwise specified.

Occupancy sensing

Type	Microwave sensor
Hold time	3(default)/10/15/30mins
Installation height	2.5 – 4m
Detection range (@3m installation height) –	=>4m@0.5-1m/s people and car =>2m@2m/s car =>1.5m@3m/s car

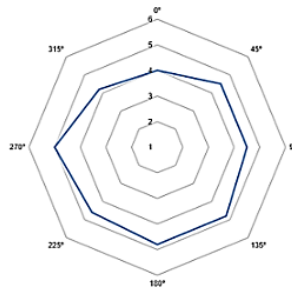
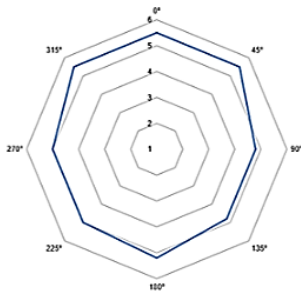
Daylight sensing

Daylight based control	Default disabled
Daylight dimming level	20%/50%(default)/75%

Occupancy detection range diagram*

* Testing condition:
1) 3m installation height; 2) 25°C room temperature

High sensitivity



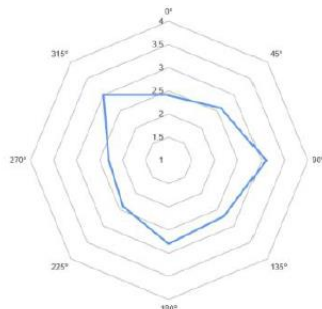
0.5m/s @peple & car



1m/s @peple & car



2m/s @car


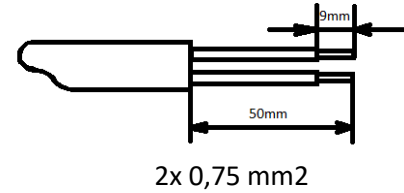
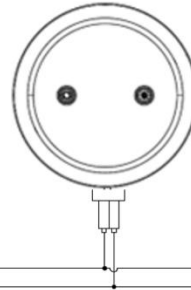


3m/s @car

0.5-1m/s people and car

Electrical installation

Installation (cable wiring)



PIN	Description
Brown	L INPUT
Blue	N INPUT

Warnings



The sensor should not be used in the following situations:

- Environmental conditions other than in a normal fierce environment (large electromagnetic radiation, humidity).
- It should not be mounted in direct line of air flow like in front of Air Conditioning vent.
- Sensors should be avoided from being installed on a metal plane, as the metal plane will reflect the radiation from the AC part of the sensor, causing greater power frequency radiation interference to the microwave radar inside the sensor, resulting in false trigger of the sensor.

Attentions

- The sensor emits microwaves and uses the Doppler effect to determine the proximity or distance of an object.
- The sensor is optimized to detect major movements, such as people walking, car driving in parking lot.
- It's important to note that the sensor's performance may differ from typical applications due to varying conditions.
- The detection patten depicted on the left side is an example of the variation that can occur based on the speed at which objects are moving, with an installation height of 3m (@25°C ambient temperature) in a typical parking lot.

Dip switch settings



		Dip switch position								
		1	2	3	4	5	6	7	8	
Hold time	3min ± 18s (default)	●	●	-	-	-	-	-	-	-
	10min ± 1min	●	▲	-	-	-	-	-	-	-
	15min ± 1.5min	▲	●	-	-	-	-	-	-	-
	30min ± 3min	▲	▲	-	-	-	-	-	-	-
Dim/background level	20% ± 2% (default)	-	-	●	●	-	-	-	-	-
	30% ± 3%	-	-	●	▲	-	-	-	-	-
	50% ± 5%	-	-	▲	▲	-	-	-	-	-
Signal range	70% ± 7%	-	-	▲	▲	-	-	-	-	-
	Max high (default)	-	-	-	-	●	●	-	-	-
	High	-	-	-	-	●	▲	-	-	-
Mode of operation	Middle	-	-	-	-	▲	●	-	-	-
	Low	-	-	-	-	▲	▲	-	-	-
	Demo	-	-	-	-	-	-	▲	-	-
Sensitivity	Auto (default)	-	-	-	-	-	-	-	●	-
	Normal (default)	-	-	-	-	-	-	-	-	▲
	Low	-	-	-	-	-	-	-	-	●

▲ = On ● = Off

Specifications

General

Net weight	640g
Material	PC
Storage temperature	-35 to +85 °C
Operational temperature	-35 to +50 °C
Storage humidity	0% to 95% no condensation
Operational humidity	0% to 95% no condensation
Protection Class (IP65)	IP65
IK	IK05 (no impact on function)

Technical data

Mains connection voltage	220 – 240 Vac; 50 / 60Hz
Mains surge immunity	1kV / 2kV
Stand-by power consumption	< 1.5W
Normal power consumption	< 1.5W
Wire diameter	0.75 mm ²
RF power range open-air	3-15 m
Control method	BLE mesh
System compatibility	EcoSet wireless
Approbation	CE, CB, RED

Note: All specifications are typical and at Tc = 25 °C unless otherwise specified.

Packaging Data

Type	Box dimensions (mm)	Qty	Material	Weight (Kg)	
				Net	Gross
EXT2020 Unit Box	105x65x105	1	Cardboard	0.17	0.2

Ordering Data

Type	Qty	12NC
EXT2020 OCC DL MW AC Sensor S WH ESW	1	911401563143

How to install?

For information on setup and installation, please refer to **Quick Install Guide** and **Application manual** available on our website.

© 2024 Signify Holding. All rights reserved. Specifications are subject to change without notice. No representation or warranty as to the accuracy or completeness of the information included herein is given and any liability for any action in reliance thereon is disclaimed. Philips and the Philips Shield Emblem are registered trademarks of Koninklijke Philips N.V. All other trademarks are owned by Signify Holding or their respective owners.

March 2024



www.philips.com/lighting