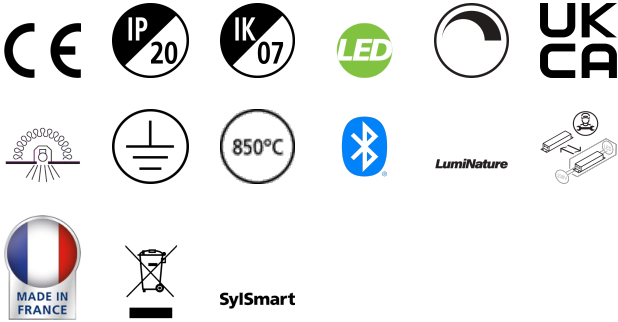


OPTIX RECESSED 600 4L LUMI 4K ALU SSC

Item No: 2023878

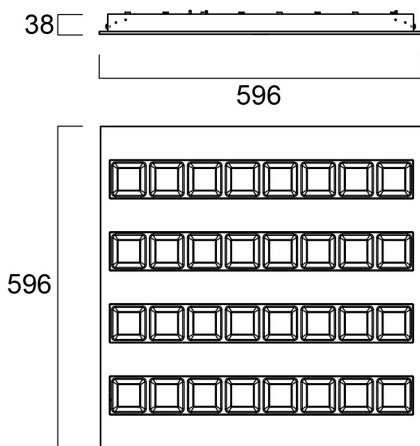
Concord



OPTIX RECESSED 600 4L LUMI 4000K ALU SSC is a ceiling recessed luminaire for office and education applications with Aluminised plastic extra low glare optics and RAL9016 colour fixture body. SylSmart Standalone enabled. 4000K Neutral White LED, chromaticity tolerance of 3-step MacAdam ellipse. For 4000K - Colour rendering index Ra >98; Melanopic Ratio MEER: 0.776; Fidelity Index R_f: 94; Gamut Index R_g: 98. For 4000K luminous flux: 4500lm. Power consumption: 43W. Luminaire efficacy: 102lm/W. UGR<16 Luminance at 65°<200 Cd/m², IK07, IP20. Photobiological safety risk group 0. Electrical protection Class I. Glow wire test 850°C. 60,000hrs L80B20 lifespan.

Technical Assets

Dimensions (mm)

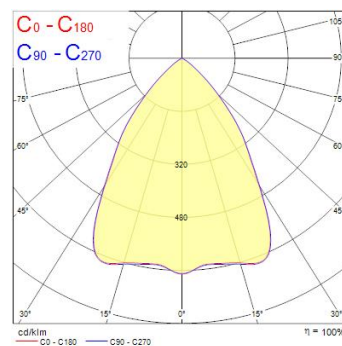


Photometrics

Distance [m]	Cone diameter [m]	Beam angle [°]	Beam diameter [m]	Beam area [m ²]	Beam volume [m ³]
0.5	0.73	72.2°	0.73	0.27	0.14
1.0	1.46	72.2°	1.46	1.08	0.56
1.5	2.20	72.2°	2.19	2.04	0.84
2.0	2.93	72.2°	2.92	3.00	1.18
2.5	3.66	72.2°	3.65	4.06	1.57
3.0	4.39	72.2°	4.38	5.12	2.00

Distance [m]	Beam diameter [m]	Beam area [m ²]	Beam volume [m ³]	Beam angle [°]
0.5	0.73	0.27	0.14	72.2°
1.0	1.46	1.08	0.56	72.2°
1.5	2.19	2.04	0.84	72.2°
2.0	2.92	3.00	1.18	72.2°
2.5	3.65	4.06	1.57	72.2°
3.0	4.38	5.12	2.00	72.2°

Distance [m]	Beam diameter [m]	Beam area [m ²]	Beam volume [m ³]	Beam angle [°]
0.5	0.73	0.27	0.14	72.4°
1.0	1.46	1.08	0.56	72.4°
1.5	2.19	2.04	0.84	72.4°
2.0	2.92	3.00	1.18	72.4°
2.5	3.65	4.06	1.57	72.4°
3.0	4.38	5.12	2.00	72.4°



OPTIX RECESSED 600 4L LUMI 4K ALU SSC

Item No: 2023878

Concord

General data

Product name	OPTIX RECESSED 600 4L LUMI 4K ALU SSC
Technology	LED LumiNature
Cap/Base	N/A
Housing	Steel
Mount	Ceiling recessed mounting
General application	Education, Office
Operating temperature range (°C)	10°C...+25°C
Performance ambient temperature Tq (°C)	25
ETIM Class	EC002892
Warranty	5 years

Optical data

Fixture luminous flux (lm)	4500
Luminaire efficacy (lm/W)	102
Correlated colour temperature (k)	4000
Light colour	Neutral White
CRI (Ra)	98
Colour Variation Initial (SDCM)	SDCM3
Colour Consistency (SDCM)	3
Distribution type	Symmetric
Glare control	< 16
Photobiological Risk Group	RG1

Electrical data

Total power consumption (W)	44
Primary Supply/Product voltage - min (V)	220
Primary Supply/Product voltage - max (V)	240
Lamp power factor	1
THD (at 230 V, 50 Hz, full load, at 100% dimming level) ≤ xx.x %	9
Electrical protection	Class I
Control gear required	No
Control gear type	LED driver constant current
Dimmable	Yes
Dimming method	SylSmart SSC
Drive current (mA)	300
Inrush Current (A)	23
Inrush Duration (µs)	174
Energy Efficiency Class (A->G) of contained light source	F
Nominal Frequency (Hz)	50/60Hz
Max. products per 10A C Breaker	18
Max. products per 13A C Breaker	26
Max. products per 16A C Breaker	28
Max. products per 20A C Breaker	34
Max. products per 10A B Breaker	9
Max. products per 13A B Breaker	13
Max. products per 16A B Breaker	14
Max. products per 20A B Breaker	17
Connectable conductor cross section - Max (mm ²)	2.5

Lifetime data

Lifespan L70 B50	100000
Lifespan L80 B20	60000

OPTIX RECESSED 600 4L LUMI 4K ALU SSC

Item No: 2023878

Concord

Physical data

Housing colour	RAL 9016 - Traffic white / Bezel
IP rating	IP20
IK rating	IK07
Diffuser finish	Matt/satinized
Diffuser material	PC Polycarbonate
Nominal Product Length (mm)	596
Nominal Product Width (mm)	596
Nominal Product Height (mm)	38
Weight (kg)	5.0

Packaging

Product EAN number	5025768238781
Packaging single length / height (cm)	62.0
Packaging single width (cm)	6.5
Packaging single depth (cm)	65.0
DUN14 (inner)	05025768238781
Units per outer package	1
Packaging outer length / height (cm)	62.0
Packaging outer width (cm)	6.5
Packaging outer depth (cm)	65.0

Safety data

Glow Wire Test (°C)	850
Optimal operating condition (°C)	10-25