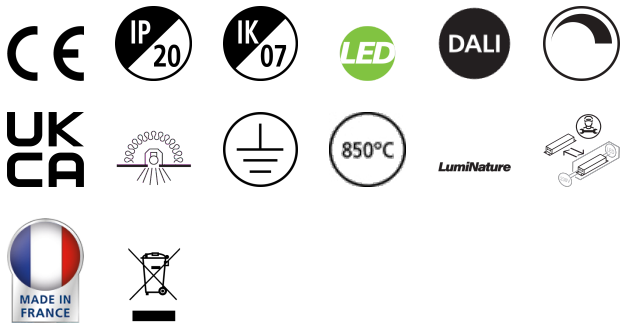


# OPTIX RECESSED 600 4L LUMI HCL TW ALU DALI

Item No: 2023879

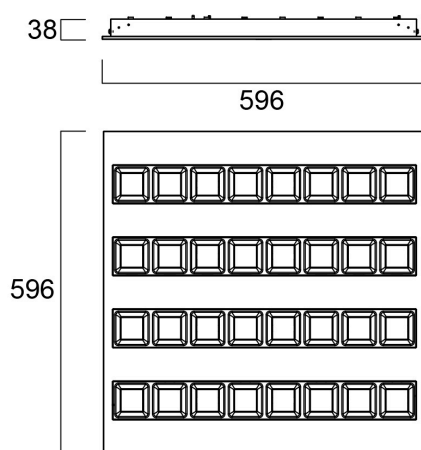
Concord



OPTIX RECESSED 600 4L LUMI HCL TW ALU DALI is a ceiling recessed luminaire for office and education applications with Aluminised plastic extra low glare optics and RAL9016 colour fixture body. DALI DT8 controlled tunable white light engine. 2700-6200K Tunable White LED, chromaticity tolerance of 3-step MacAdam ellipse. For 2700K - Colour rendering index Ra >98; Melanopic Ratio MEER: 0.528; Fidelity Index R<sub>f</sub>: 97; Gamut Index R<sub>g</sub>: 101. For 4000K - Colour rendering index Ra >96; Melanopic Ratio MEER: 0.822; Fidelity Index R<sub>f</sub>: 95; Gamut Index R<sub>g</sub>: 101. For 6200K - Colour rendering index Ra >99; Melanopic Ratio MEER: 1.077; Fidelity Index R<sub>f</sub>: 96; Gamut Index R<sub>g</sub>: 99. For 4000K luminous flux: 4350lm. Power consumption: 45W. Luminaire efficacy: 97lm/W. UGR<16 Luminance at 65°<200 Cd/m<sup>2</sup>, IK07, IP20. Photobiological safety risk group 0. Electrical protection Class I. Glow wire test 850°C. 68,000hrs L80B20 lifespan.

## Technical Assets

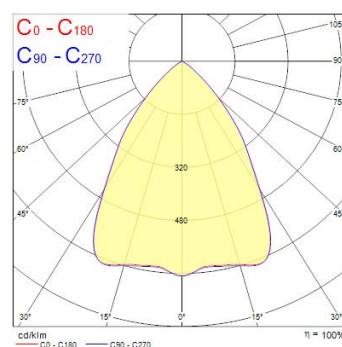
### Dimensions (mm)



### Photometrics

Distance [m]	Cone diameter [m]	E <sub>0</sub> <sup>(1)</sup> [lx]	E <sub>100</sub> <sup>(1)</sup> [lx]	E <sub>10</sub> <sup>(1)</sup> [lx]
0.5	0.74	11279	36.4°	2670
1.0	1.47	2820	36.4°	742
1.5	2.21	1283	36.4°	330
2.0	2.95	705	36.4°	186
2.5	3.69	481	36.4°	119
3.0	4.42	313	36.4°	82

Distance [m] Cone diameter [m] Illuminance [lx]  
 — C0 - C180 (Half beam angle: 72.8°)



# OPTIX RECESSED 600 4L LUMI HCL TW ALU DALI

Item No: 2023879

Concord

## General data

Product name	OPTIX RECESSED 600 4L LUMI HCL TW ALU DALI
Technology	LED LumiNature
Cap/Base	N/A
Housing	Steel
Mount	Ceiling recessed mounting
General application	Education, Office
Operating temperature range (°C)	10°C...+25°C
Performance ambient temperature Tq (°C)	25
ETIM Class	EC002892
Warranty	5 years

## Optical data

Fixture luminous flux (lm)	4350
Luminaire efficacy (lm/W)	97
Correlated colour temperature (k)	4000
Light colour	Tuneable White HCL
CRI (Ra)	96
Colour Variation Initial (SDCM)	SDCM3
Colour Consistency (SDCM)	3
Distribution type	Symmetric
Glare control	< 16
Photobiological Risk Group	RG1

## Electrical data

Total power consumption (W)	45
Primary Supply/Product voltage - min (V)	220
Primary Supply/Product voltage - max (V)	240
Lamp power factor	1
THD (at 230 V, 50 Hz, full load, at 100% dimming level) ≤ xx.x %	10
Electrical protection	Class I
Control gear required	No
Control gear type	LED driver constant current
Dimmable	Yes
Dimming method	DALI
Drive current (mA)	300
Inrush Current (A)	23
Inrush Duration (µs)	290
Energy Efficiency Class (A->G) of contained light source	E
Nominal Frequency (Hz)	50/60Hz
Max. products per 10A C Breaker	13
Max. products per 16A C Breaker	19
Max. products per 10A B Breaker	11
Max. products per 16A B Breaker	19
Connectable conductor cross section - Max (mm <sup>2</sup> )	2.5

## Physical data

Housing colour	RAL 9016 - Traffic white / Bezel
IP rating	IP20
IK rating	IK07
Diffuser finish	Matt/satinized
Diffuser material	PC Polycarbonate
Nominal Product Length (mm)	596
Nominal Product Width (mm)	596
Nominal Product Height (mm)	38
Weight (kg)	5.0

# OPTIX RECESSED 600 4L LUMI HCL TW ALU DALI

Item No: 2023879

Concord

## Packaging

Product EAN number	5025768238798
Packaging single length / height (cm)	62.0
Packaging single width (cm)	6.5
Packaging single depth (cm)	65.0
DUN14 (inner)	05025768238798
Units per outer package	1
Packaging outer length / height (cm)	62.0
Packaging outer width (cm)	6.5
Packaging outer depth (cm)	65.0

## Safety data

Glow Wire Test (°C)	850
Optimal operating condition (°C)	10-25