

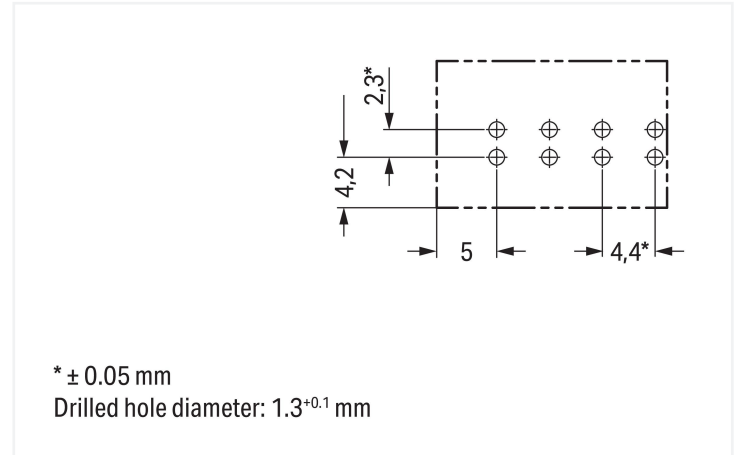
Data Sheet | Item Number: 890-874

Plug for PCBs; straight; 4-pole; Cod. B; light green

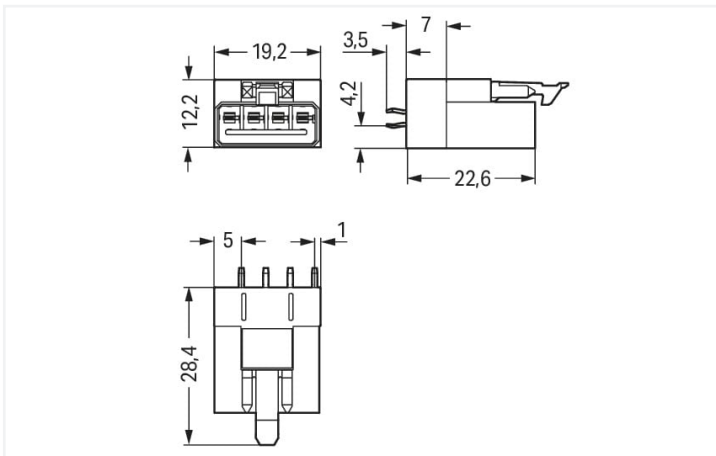
<https://www.wago.com/890-874>



Color: ■ light green



Dimensions in mm



Dimensions in mm

Male connector/plug WINSTA® MINI B coding

The WINSTA® MINI male connector/plug rated current 16 A saves money and space thanks to its compact dimensions. Our immense selection of pluggable PCB connectors with different insertion directions and operating variants offers you the perfect solution for your application at all times. The coding options reduce installation errors, allowing fast, secure wiring of all components. Solutions like the WINSTA® MINI pcb connectors with B coding are appropriate for process control, such as for lighting or within data networks. Particularly where space is tight, our smallest pluggable connection system, WINSTA® MINI, consistently displays its advantageous properties. It saves space, and, with Push-in CAGE CLAMP® spring pressure connection technology, it also can be installed quickly, since the installation is low-maintenance and requires no screw connections.

Push-in CAGE CLAMP® spring pressure connection technology – pluggable installation instead of laborious screw connections!

The WINSTA® Pluggable Connection System is perfectly tailored to the strict requirements of building installation. It makes electrical installation pluggable, and therefore more efficient, more reliable, and error-free. Using this pre-assembled system decreases assembly times and errors during installation at the construction site. Now you can also cut installation costs without compromising safety and quality: with protection against mismatching eliminates the need for servicing and prevents unnecessary downtime.

- effective protection against mismatching
- consistent IP40 protection
- for automation controllers
- quick replacement of defective units during ongoing operation



Notes	
Variants:	Other pole markings Other versions (or variants) can be requested from WAGO Sales or configured at https://configurator.wago.com/ .

Electrical data			
Ratings per		IEC/EN 60664-1	
Overvoltage category	III	III	II
Pollution degree	3	2	2
Nominal voltage	250 V	-	-
Rated surge voltage	4 kV	-	-
Rated current	16 A	-	-

Ratings per IEC/EN – Notes	
Rated current (note)	13 A for 3-pole load 10 A for 4-pole load

Approvals per		UL 1977	
Rated voltage		600 V	
Rated current		12 A	

General information	
Note on contact resistance	approx. 1 mΩ of contact resistance approx. 0.25 mΩ contact transition plug/ socket

Connection data	
Total number of potentials	4
Number of levels	1

Connection 1	
Pole number	4

Physical data	
Pin spacing	4.4 mm / 0.173 inches
Width	19.2 mm / 0.756 inches
Height	31.9 mm / 1.256 inches
Height from the surface	28.4 mm / 1.118 inches
Depth	12.2 mm / 0.48 inches
Solder pin length	3.5 mm
Solder pin dimensions	1 x 0.8 mm
Drilled hole diameter with tolerance	1.3 ^(+0.1) mm

Mechanical data	
Use	Control technology
Coding	B
Variable coding	No
Marking	4 3 2 1
Potential marking	4 3 2 1
Mating force of a plug-in connection	approx. 20 ... 70 N (depending on pole number)
Retention force of a plug-in connection	Locked: > 80 N
Unmating force of a plug-in connection	Unlocked: approx. 20 ... 70 N (depending on pole number)
Number of mating cycles	200, without resistive load 100, with resistive load I _N = 16 A, tested (1.5 mm ²)
Design	straight

Plug-in connection

Contact type (pluggable connector)	Male connector/plug
Connector (connection type)	for PCB
Mismating protection	Yes
Note on mismating protection	All WINSTA® components are 100% protected against mismating when: a.) plugging different numbers of poles b.) plugging while rotated 180 c.) plugging while laterally staggered d.) plugging one pole
Mating direction to the PCB	90 °
Locking lever	Yes
Locking of plug-in connection	Locking lever
Note on locking system	All connectors for mounted installations (snap-in versions for lighting fixtures or devices, all types of PCB and distribution connectors) are factory-equipped with locking levers to ensure plugs and sockets are securely locked. Additional locking levers are only required for flying leads (plug/socket).

PCB contact

PCB contact	THT
Solder pin arrangement	2 in-line solder pins/pole
Number of solder pins per potential	2

Material data

Note (material data)	Information on material specifications can be found here
Color	light green
Cover color	gray
Material group	I
Insulation material (main housing)	Polyamide (PA66)
Flammability class per UL94	V0
Clamping spring material	Chrome-nickel spring steel (CrNi)
Contact material	Copper or copper alloy; surface-treated
Contact Plating	Tin
Fire load	0.077 MJ
Weight	4 g

Environmental requirements

Processing temperature	-5 ... +40 °C
Continuous operating temperature	-35 ... +85 °C
Note on continuous operating temperature	Insulating parts for temperatures ≤ 105 °C




Commercial data

Product Group	20 (Winsta)
eCl@ss 10.0	27-44-06-05
eCl@ss 9.0	27-44-06-05
ETIM 9.0	EC002637
ETIM 8.0	EC002637
PU (SPU)	50 pcs
Packaging type	Box
Country of origin	PL
GTIN	4050821696131
Customs tariff number	85366990990





Environmental Product Compliance	
RoHS Compliance Status	Compliant,No Exemption


Approvals / Certificates

General approvals		Declarations of conformity and manufacturer's declarations									
  											
Approval	Standard	Certificate Name									
CB DEKRA Certification B.V.	IEC 61984	NL-64351									
CB DEKRA Certification B.V.	EN 61984	71-112993									
cURus Underwriters Laboratories Inc.	UL 1977	E45171									
KEMA/KEUR DEKRA Certification B.V.	EN 60320	2148952.04									
		<table><tr><th>Approval</th><th>Standard</th><th>Certificate Name</th></tr><tr><td>EU-Declaration of Confor- mity WAGO GmbH & Co. KG</td><td>-</td><td>-</td></tr><tr><td>UK-Declaration of Confor- mity WAGO GmbH & Co. KG</td><td>-</td><td>-</td></tr></table>	Approval	Standard	Certificate Name	EU-Declaration of Confor- mity WAGO GmbH & Co. KG	-	-	UK-Declaration of Confor- mity WAGO GmbH & Co. KG	-	-
Approval	Standard	Certificate Name									
EU-Declaration of Confor- mity WAGO GmbH & Co. KG	-	-									
UK-Declaration of Confor- mity WAGO GmbH & Co. KG	-	-									


Approvals for marine applications

 		
Approval	Standard	Certificate Name
DNV GL Det Norske Veritas, Ger- manischer Lloyd	-	TAE00001Z6
LR Lloyds Register	EN 61535	08/20047 (E2)

Downloads

Environmental Product Compliance	
Compliance Search	
Environmental Product Compliance 890-874	

CAD/CAE-Data

CAD data	CAE data
2D/3D Models 890-874 	ZUKEN Portal 890-874 