

Productinformatieblad

Specificaties



TeSys GV2ME - Vermogensschakelaar - Thermisch/ Magnetisch - 9-14A - Schroefklem

GV2ME16

EAN Code: 3389110343175

Prijs: 101,30 EUR

Hoofd

range	Tesys deca
productnaam	TeSys GV2
product of component type	Motor vermogensschakelaar
device short name	GV2ME
device applicatie	Motorbeveiliging
trip unit technology	Thermisch-magnetisch

Complementair

poles description	3P
netwerk type	AC
utilisation category	A In overeenstemming met IEC 60947-2 AC-3 In overeenstemming met IEC 60947-4-1 AC-3e In overeenstemming met IEC 60947-4-1
netfrequentie	50/60 Hz In overeenstemming met IEC 60947-2
motorvermogen kW	5,5 kW om 400/415 V AC 50/60 Hz 7,5 kW om 500 V AC 50/60 Hz 9 kW om 690 V AC 50/60 Hz 11 kW om 690 V AC 50/60 Hz
breaking capacity	100 kA Icu om 230/240 V AC 50/60 Hz In overeenstemming met IEC 60947-2 15 kA Icu om 400/415 V AC 50/60 Hz In overeenstemming met IEC 60947-2 8 kA Icu om 440 V AC 50/60 Hz In overeenstemming met IEC 60947-2 6 kA Icu om 500 V AC 50/60 Hz In overeenstemming met IEC 60947-2 3 kA Icu om 690 V AC 50/60 Hz In overeenstemming met IEC 60947-2
ics dienst kortsluitonderbrekingsvermogen	100 % om 230/240 V AC 50/60 Hz In overeenstemming met IEC 60947-2 50 % om 400/415 V AC 50/60 Hz In overeenstemming met IEC 60947-2 50 % om 440 V AC 50/60 Hz In overeenstemming met IEC 60947-2 75 % om 500 V AC 50/60 Hz In overeenstemming met IEC 60947-2 75 % om 690 V AC 50/60 Hz In overeenstemming met IEC 60947-2
control type	Drukknop
In toegekende stroomsterkte	14 A
instelbereik thermische bescherming	9...14 A In overeenstemming met IEC 60947-2
magnetische uitschakelstroom	253,4 A
Ith conventionele thermische stroom in vrije lucht	14 A In overeenstemming met IEC 60947-2
Ue toegekende bedrijfspanning	690 V AC 50/60 Hz In overeenstemming met IEC 60947-2
Ui toegekende isolatiespanning	690 V AC 50/60 Hz In overeenstemming met IEC 60947-2
Uimp nom. schokgolfspanning	6 kV In overeenstemming met IEC 60947-2
gevoeligheid voor afwezigheid fase	Ja In overeenstemming met IEC 60947-4-1

De weergegeven prijs is de adviesprijs in euro excl. BTW. Deze kan onderhevig zijn aan korting. Neem contact op met uw lokale distributeur of detailhandel voor de daadwerkelijke prijs

suitability for isolation	Ja In overeenstemming met IEC 60947-1
vermogensdissipatie per pool	2,5 W
mechanical durability	100000 cycles
elektrische duurzaamheid	100000 cycles voor AC-3 om 415 V In 100000 cycles voor AC-3e om 415 V In
nominale werking	Ononderbroken In overeenstemming met IEC 60947-4-1
aansluitingen - aansluitklemmen	Vermogenskring: schroefklemmaansluitklem 2 cable(s) 1...6 mm ² - vast Vermogenskring: schroefklemmaansluitklem 2 cable(s) 1,5...6 mm ² - flexibel zonder kabeluiteinde Vermogenskring: schroefklemmaansluitklem 2 cable(s) 1...4 mm ² - flexibel met
aanspanmoment	1,7 N.m - op schroefklemmaansluitklem
bevestigingsmethode	35 mm symmetrische DIN-rail: afgesneden Paneel: geschroefd (met adapterplaat)
montagepositie	Horizontaal Verticaal
breedte	45 mm
hoogte	89 mm
diepte	78,5 mm
gewicht product	0,26 kg
kleur	Donkergrijs

Omgeving

normen	EN/IEC 60947-2 EN/IEC 60947-4-1 UL 60947-4-1 CSA C22.2 Nr 60947-4-1 IEC/EN 60335-2-40:Bijlage JJ IEC/EN 60335-1:Punt 30.2
product certifications	CCC UL CSA EAC ATEX LROS (Lloyds register of shipping) BV RINA DNV-GL UKCA
IK beschermingsgraad	IK04
IP beschermingsgraad	IP20 In overeenstemming met IEC 60529
weerbestedigheid	In overeenstemming met IACS E10
ambient air temperature for storage	-40...80 °C
vuurbestedigheid	960 °C In overeenstemming met IEC 60695-2-11
ambient air temperature for operation	-20...60 °C
mechanische stevigheid	Schokken: 30 Gn gedurende 11 ms Trillingen: 5 Gn, 5...150 Hz
bedrijfshoogte	<= 2000 m

Verpakkingseenheid

Eenheidstype van verpakking 1	PCE
Aantal eenheden in verpakking 1	1

verpakking 1 hoogte	4,700 cm
verpakking 1 breedte	8,500 cm
verpakking 1 lengte	9,200 cm
verpakking_1_gewicht	280,000 g
Eenheidstype van verpakking 2	S02
Aantal eenheden in verpakking 2	24
verpakking 2 hoogte	15,000 cm
verpakking 2 breedte	30,000 cm
verpakking 2 lengte	40,000 cm
verpakking 2 gewicht	6,983 kg
Eenheidstype van verpakking 3	P06
Aantal eenheden in verpakking 3	384
verpakking_3_hoogte	75,000 cm
verpakking 3 breedte	60,000 cm
verpakking 3 lengte	80,000 cm
verpakking 3 gewicht	117,000 kg

contractuele waarborg

Garantie (in maanden)	18
-----------------------	----

Schneider Electric wil tegen 2050 de Net Zero-status hebben bereikt via partnerschappen in de toeleveringsketen, materialen met een lagere impact en circulariteit via onze doorlopende campagne "Use Better, Use Longer, Use Again" om de levensduur van producten en de recycleerbaarheid te verlengen.

[Uitleg van Environmental Data >](#)

[Hoe evalueren we de duurzaamheid van producten? >](#)

Milieuoetafdruk

Totale levenscyclus ecologische voetafdruk	11 kg CO2 eq.
Koolstofvoetafdruk van de fabricagefase [A1–A3]	2 kg CO2 eq.
Koolstofvoetafdruk van de distributiefase [A4]	0.1 kg CO2 eq.
Koolstofvoetafdruk van de installatiefase [A5]	0 kg CO2 eq.
Koolstofvoetafdruk van de gebruiksfase [B2, B3, B4, B6]	9 kg CO2 eq.
Koolstofvoetafdruk van de einde-levensfase [C1–C4]	0.5 kg CO2 eq.
Milieu Profiel	Milieuprofiel van het product

Use Better

Materialen en verpakking

Pakket met gerecycleerd karton	Ja
Verpakkingen zonder kunststof	Ja
SCIP-nummer	6dcb83ac-8ece-48f7-9014-f5bc70be919a
RoHS-richtlijn van de EU	Conform door vrijstelling
REACH-verordening	Referentie bevat zorgwekkende stoffen (SVHC) boven drempelwaarde

Use Longer

Levensduurverlenging

Reparatie	Nee
-----------	-----

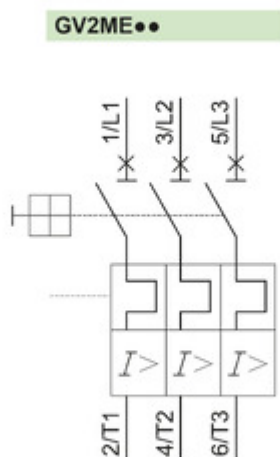
Use Again

Herverpakken en herfabriceren

Percentage mogelijke recycleerbaarheid	49
Circulair Profiel	Informatie over einde levensduur
Terugname	No
WEEE-label	 Het product moet op markten van de Europese Unie worden afgevoerd volgens specifieke afvalinzamelingsregels en mag nooit in een gewone vuilnisbak terechtkomen.

Technical Illustration

Wiring diagram



REFER TO TECHNICAL DRAWINGS AND DOCUMENTATION FOR COMPLETE INFORMATION.

Offer Marketing Illustration

Product benefits / Features



TeSys Deca Motor Circuit Breakers
Range Accessories

Energy Sensor

Mounting and adapters

Terminal block

Combination block

Motor starter adapter plate

Current limiter

Comb busbar

Auxiliary contact blocks

The image displays a collection of accessories for TeSys Deca Motor Circuit Breakers. At the top left is a large black motor circuit breaker with a red handle. Below it, the title 'TeSys Deca Motor Circuit Breakers' is written in black, with 'Range Accessories' in green. The accessories are arranged in two rows of four. Each accessory is shown with a small image and a label below it. The first row includes an Energy Sensor (a white rectangular device with wires), Mounting and adapters (two grey metal plates), Terminal block (a black plastic block with three terminals), and Combination block (a black plastic block with four terminals). The second row includes Motor starter adapter plate (a black metal plate with four terminals), Current limiter (a black metal block with two terminals), Comb busbar (a long black metal bar with multiple terminals), and Auxiliary contact blocks (two black plastic blocks with multiple terminals).

Offer Marketing Illustration

Product benefits / Features



The image shows a TeSys Deca Motor Circuit Breaker, a black rectangular device with a red handle. It has three screw terminals at the top labeled 1, 2, and 3, and three at the bottom labeled 2, 4, and 6. A red handle is in the center, with 'OFF' above it and 'ON' below it. To the right of the handle is a green indicator light. The Schneider logo is visible at the bottom of the device. The device is set against a green circular background.

TeSys Deca Motor Circuit Breakers

Technical Benefits

- High breaking capacity up to 100 kA.
- Screw clamp for the connection, with lug and spring terminals.
- Easily identify the tripped breaker.
- Padlockable in all versions.
- Sealable thermal overload settings without additional accessories.
- Short circuit indication for better diagnostics when a trip occurs.
- Maximum 15 current ratings to cover from 0.1 A to 32 A motor current with a IP20 level for finger safety.

Offer Marketing Illustration

Product benefits / Features

TeSys Deca Motor Circuit Breakers



Universal Integration

Can be used for all type of applications across industry, infrastructure and buildings.



Complete protection

Provide short circuit protection, overload protection, motor (ON/OFF) control, all in a single product.



Standard Sync

Compliant to motor control and protection, in accordance with standards.



Offer Marketing Illustration

Product benefits / Features



TeSys Deca Motor Circuit Breakers

Range Accessories




Energy Sensor



Mounting and adapters



Terminal block



Combination block



Motor starter
adapter plate



Current limiter



Comb busbar



Auxiliary
contact blocks

Offer Marketing Illustration

Product benefits / Features

TeSys Deca Motor Circuit Breakers



Universal Integration

Can be used for all type of applications across industry, infrastructure and buildings.



Complete protection

Provide short circuit protection, overload protection, motor (ON/OFF) control, all in a single product.



Standard Sync

Compliant to motor control and protection, in accordance with standards.



Offer Marketing Illustration

Product benefits / Features

TeSys Deca Motor Circuit Breakers


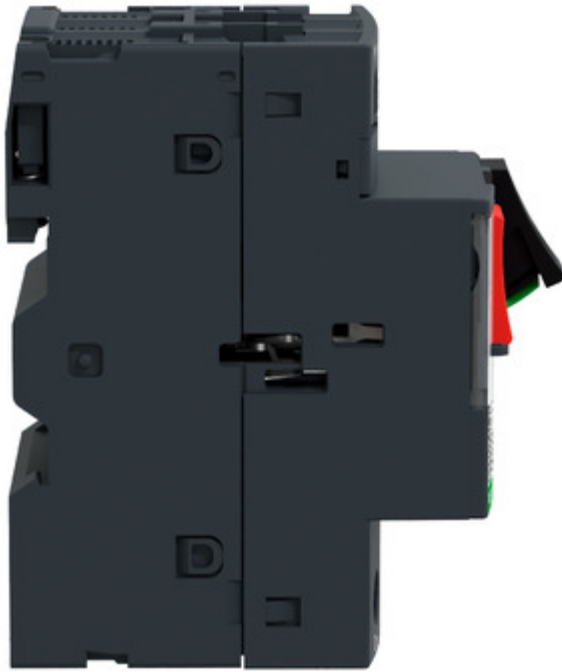
Technical Benefits



- High breaking capacity up to 100 kA.
- Screw clamp for the connection, with lug and spring terminals.
- Easily identify the tripped breaker.
- Padlockable in all versions.
- Sealable thermal overload settings without additional accessories.
- Short circuit indication for better diagnostics when a trip occurs.
- Maximum 15 current ratings to cover from 0.1 A to 32 A motor current with a IP20 level for finger safety.

Image of product / Alternate images

Alternative



Schneider Electric

I_e 0,1 - 0,16A

UL LISTED 17000
SEAN MET. CNTLR.

U _e	I _{cu}	I _{cs}	U _{imp} 6kV	50/60Hz	1.1L	1.1S	1.1R	1.1T	1.1Z	1.1X	1.1Y	1.1Z	1.1X	1.1Y	1.1Z	V _{ac}	3ph	3ph
400/415	100	100			1.1	1.1	1.1	1.1	1.1	1.1	1.1	1.1	1.1	1.1	1.1	120	-	-
480	100	100			1.1	1.1	1.1	1.1	1.1	1.1	1.1	1.1	1.1	1.1	1.1	208	-	-
480	100	100			1.1	1.1	1.1	1.1	1.1	1.1	1.1	1.1	1.1	1.1	1.1	240	-	-
					1.1	1.1	1.1	1.1	1.1	1.1	1.1	1.1	1.1	1.1	1.1	480	-	-
					1.1	1.1	1.1	1.1	1.1	1.1	1.1	1.1	1.1	1.1	1.1	600	-	-

Lightning torque 15 lb. in. 70°C CU: 800 9-10
 Tripping current 125%
 Numbers on dial are full load motor currents
 Short Circuit Current Rating:
 50kA rms sym 240V 50kA rms sym 480V
 30kA rms sym 600V

Suitable as Motor Disconnect
 Suitable for motor group installation on a circuit
 having an available fault current not exceeding
 the lesser of the above values when protected
 by 125A Class K-3 fuses, or when protected
 by 125A Inverse Time Circuit Breaker having
 ratings not less than the above values.

schneider-electric.com/contact

