


Data Sheet | Item Number: 734-162/105-604/997-405

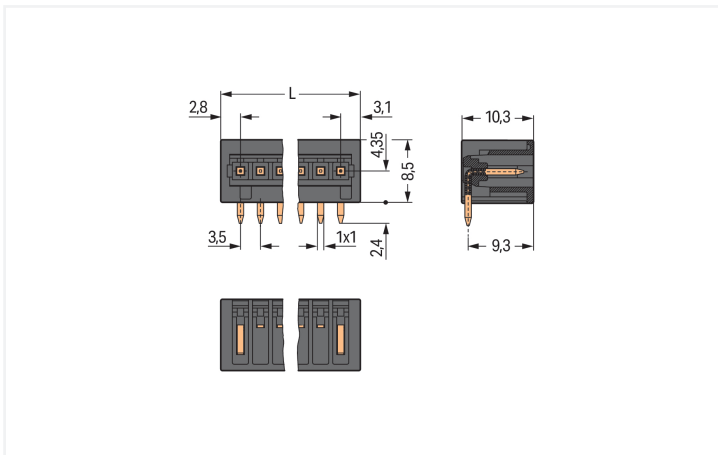
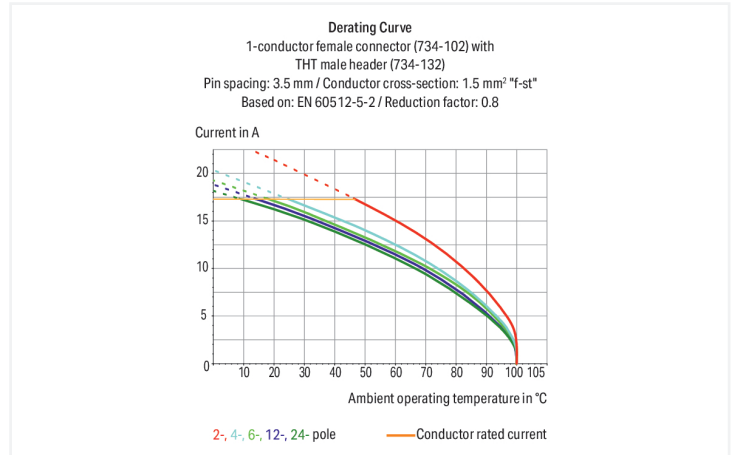
THR male header; 1.0 x 1.0 mm solder pin; angled; 100% protected against mismatching; in tape-and-reel packaging; Pin spacing 3.5 mm; 2-pole; black

<https://www.wago.com/734-162/105-604/997-405>

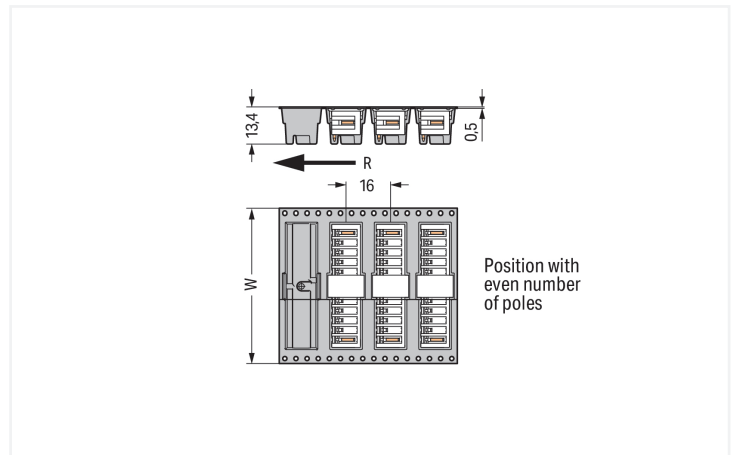


Color: ■ black

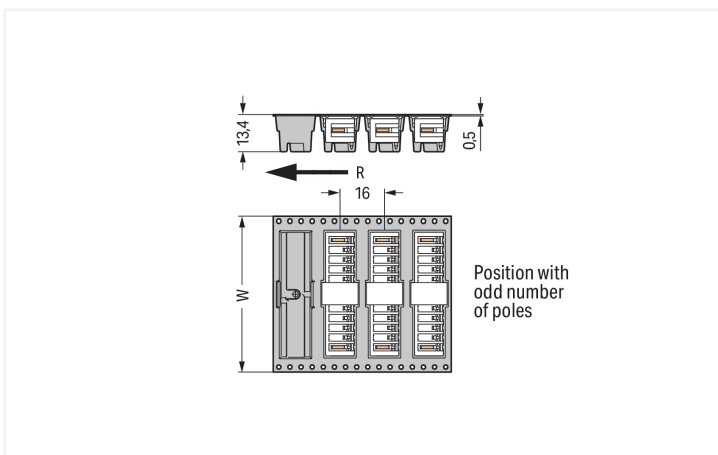
Similar to illustration



Dimensions in mm
 L = (pole no. - 1) x pin spacing + 5.9 mm



Dimensions in mm
 W = tape width R = feed direction



Dimensions in mm
 W = tape width R = feed direction

Male connector, 734 Series, black

Our male connector (item number 734-162/105-604/997-405) ensures effortless electrical installations. Dimensions: (9.4 x 10.9 x 10.3) mm (width x height x depth).

The contact surface is coated with tin. The pcb connector is designed for THR soldering.

Notes	
Safety Information	The MCS – MULTI CONNECTION SYSTEM includes connectors without breaking capacity in accordance with DIN EN 61984. When used as intended, these connectors must not be connected/disconnected when live or under load. When used as intended, these connectors must not be connected/disconnected when live or under load. The circuit design should ensure header pins, which can be touched, are not live when unmated.
Variants:	Other pole numbers Other solder pin lengths Gold-plated or partially gold-plated contact surfaces Other versions (or variants) can be requested from WAGO Sales or configured at https://configurator.wago.com/ .

Electrical data

Ratings per	IEC/EN 60664-1			Approvals per	UL 1059		
Overvoltage category	III	III	II	Use group	B	C	D
Pollution degree	3	2	2	Rated voltage	300 V	-	300 V
Nominal voltage	160 V	160 V	320 V	Rated current	10 A	-	10 A
Rated impulse withstand voltage	2.5 kV	2.5 kV	2.5 kV				
Rated current	10 A	10 A	10 A				

Approvals per	CSA		
Use group	B	C	D
Rated voltage	300 V	-	300 V
Rated current	10 A	-	10 A

Connection Data

Total number of potentials	2	Connection 1	
Number of connection types	1	Pole number	2
Number of levels	1		

Physical data

Pin spacing	3.5 mm / 0.138 inches
Width	9.4 mm / 0.37 inches
Height	10.9 mm / 0.429 inches
Height from the surface	8.5 mm / 0.335 inches
Depth	10.3 mm / 0.406 inches
Solder pin length	2.4 mm
Solder pin dimensions	1 x 1 mm
Plated through-hole diameter (THR)	1.4 ^(+0.1) mm
Reel diameter of tape-and-reel packaging	330 mm
Tape width	32 mm

Mechanical data

Variable coding	Yes
Anti-rotation protection	Yes

Plug-in connection

Contact type (pluggable connector)	Male connector/plug
Connector (connection type)	for PCB
Mismating protection	Yes
Mating direction to the PCB	0°

PCB contact

PCB contact	THR
Solder pin arrangement	over the entire male connector (in-line)
Number of solder pins per potential	1

Material data

Note (material data)	Information on material specifications can be found here
Color	black
Material group	I
Insulation material (main housing)	Polyphthalamide (PPA GF)
Flammability class per UL94	V0
Contact material	Electrolytic copper (E _{Cu})
Contact Plating	Tin
Fire load	0.016 MJ
Weight	0.6 g
MSL per J-STD 020D	1

Environmental requirements

Limit temperature range	-60 ... +100 °C
Processing temperature	-35 ... +60 °C

Commercial data

PU (SPU)	280 pcs
Packaging type	Bag
Country of origin	DE
GTIN	4044918944984
Customs tariff number	85366930000

Product Classification

UNSPSC	39121409
eCl@ss 10.0	27-44-04-02
eCl@ss 9.0	27-44-04-02
ETIM 9.0	EC002637
ETIM 10.0	EC002637
ECCN	NO US CLASSIFICATION

Environmental Product Compliance	
RoHS Compliance Status	Compliant, No Exemption

Approvals / Certificates

General approvals			Approvals for marine applications		
Approval	Standard	Certificate Name	Approval	Standard	Certificate Name
CB DEKRA Certification B.V.	EN 61984	NL-54190	DNV DNV GL SE	-	TAE000016Z
KEMA/KEUR DEKRA Certification B.V.	EN 61984	71-105522	PRS Polski Rejestr Statków	-	TE/1095/880590/23

Downloads

Environmental Product Compliance	
Compliance Search	↓

Documentation

Additional Information			
Technical Section	03.04.2019	pdf 2027.26 KB	↓
		pdf 535.32 KB	↓

CAD/CAE-Data

CAD data
↓

CAE data
↓

PCB Design
↓
↓

1 Compatible Products

1.1 System counterpart

1.1.1 Female connector/socket

Item No.: 734-102

1-conductor female connector; CAGE CLAMP®; 1.5 mm²; Pin spacing 3.5 mm; 2-pole; 100% protected against mismatching; 1,50 mm²; light gray

1.2 Optional Accessories

1.2.1 Coding


1.2.1.1 Coding

Item No.: 734-159

Coding key; to be snapped above top level; black

Installation Notes

Coding



Coding a male header – fitting coding key(s).