


START DOWNLIGHT IP44 175

START Downlight 175 IP44 1425lm 830
0030326



Product features

- Ceiling recessed LED downlight IP44 (from the front), perfect where limited ceiling void is available with only 55mm product depth and 175mm cutout. Ideal replacement for 1x32W/2x18W CFL downlights. The polycarbonate diffuser allows for a wider light distribution and increased spacings between luminaires. Loop in loop out connector allows for quick installation. Die-cast aluminium body, 1425LM, 15W, 95lm/W, 3000K, Driver Current: 390mA, CRI80, 74° beam angle, Non-dimmable LED driver, IP44 from the front, IK07, (HxW) 55x195mm, Class 2, 220-240V. Meets TP(a) requirements.



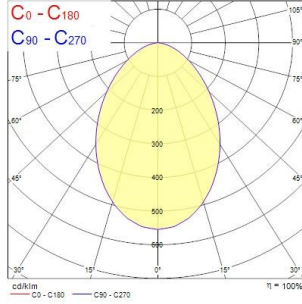
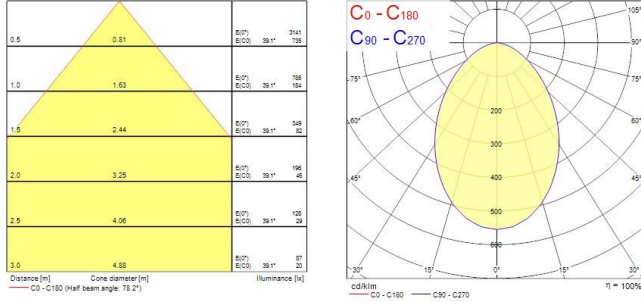
PRODUCT OVERVIEW

Product name	START Downlight 175 IP44 1425lm 830
Technology	LED
Cap/Base	N/A
Housing	Aluminium
Mount	Ceiling recessed mounting
General application	Hospitality, Logistics & Industry, Office
ETIM Class	EC001744
E-number FI	4278147
Warranty	5 years
Fixture luminous flux (lm)	1425
Luminous flux (lm)	1425
Luminaire efficacy (lm/W)	95
LOR (%)	100
Colour temperature (K)	3000
Light colour	Warm White
CRI (Ra)	80
Colour Variation Initial (SDCM)	SDCM3
Beam Angle (°)	74
Glare control	< 25
Photobiological Risk Group	RG0
Total power consumption (W)	15
Electrical protection	Class II
Control gear type	LED driver constant current
Dimmable	No
Dimming method	N/A
LED Flickering Rate	Ultra low (5% or less)
Housing colour	RAL 9010 - Pure white
IP rating	IP44/20
IK rating	IK07
Product EAN number	5410288303260

START DOWNLIGHT IP44 175

START Downlight 175 IP44 1425lm 830
0030326

PHOTOMETRY



TECHNICAL DRAWINGS

