

















28 012 979 Product version from 4/1/2024



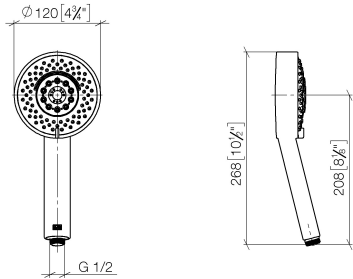
- spray head Ø 120mm
- Four settings: COMPACT RAIN, COMPACT SOFT FLOW, COMPACT AQUAPRESSURE FLOW, COMPACT CASCADE, max. flow rate 15 l/min (at 3 bar)
- Function from: 6.8 l/min
- 1/2" connection
- inherently safe from back flow
- with anti-scale system

**Notes:**

	Platinum	28 012 979-08
	Chrome	28 012 979-00
	Brushed Platinum	28 012 979-06
	Dark Chrome	28 012 979-19
	Light Gold (PVD)	28 012 979-26
	Brushed Light Gold (PVD)	28 012 979-27
	Brushed Durabrass (23kt Gold)	28 012 979-28
	Matte Black	28 012 979-33
	Brushed Gold (PVD)	28 012 979-37
	Brushed Dark Brass (PVD)	28 012 979-39
	Brushed Bronze (PVD)	28 012 979-42
	Brushed Dark Bronze (PVD)	28 012 979-43
	Brushed Champagne (22kt Gold)	28 012 979-46
	Champagne (22kt Gold)	28 012 979-47
	Brushed Chrome	28 012 979-93
	Brushed Dark Platinum	28 012 979-99

28 012 979 Product version from 4/1/2024

mm [inches]



Flow rate chart



Codes & Standards

DIN 4109

EN 1112

ISO 3822

Ü-Zeichen



## Hand shower 120 mm - Platinum

SERIES-VARIOUS

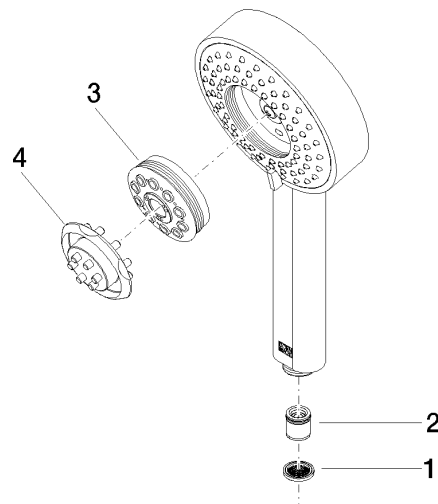
28 012 979 Product version from 4/1/2024

### Certificates and sustainability

DVGW\_DW- LGA\_29  
6517DN0

28 012 979 Product version from 4/1/2024

Parts for other finishes can be found here: [Chrome](#)



## Spare parts list

No.	Item Number	Name	Quantity used	Delivery time
1	09 23 01 039 90	Sieve seal Ø 19 x 5,5 mm -	1.00	14
2	09 23 01 046 90	Back-flow preventer 15 l/min. -	1.00	14
3	04 12 11 071 00 90	Regulating insert Hand shower adjuster 31 x 191 x 50 mm -	1.00	14
4	09 30 09 022 90	Spanner -	1.00	14