

RefLED ES50 XL

RefLED ES50 XL V4 345LM 830 36 SL

0028585



Product features

- Perfect for consumers and contractors looking for LED solutions to replace halogen GU10 in the most efficient and economical way, while maintaining a similar visual appearance and brightness. Available in non-dimmable versions in popular Homelight (2700K) colour temperature and is backed by a 3-year warranty for complete peace of mind.



PRODUCT OVERVIEW

Product name	RefLED ES50 XL V4 345LM 830 36 SL
Technology	LED
Watt (Rated) (W)	4.2
Type	LED exchangeable
Cap/Base	GU10
Fixture rating	Open
General application	Hospitality, Museums & Galleries, Residential & Consumer, Retail
ETIM Class	EC001959
Warranty	3 years
Colour temperature (K)	3000
Light colour	Warm White
CRI (Ra)	80
Colour Variation Initial (SDCM)	SDCM6
Colour Consistency (SDCM)	6
Beam Angle (°)	36
Photobiological Risk Group	RG1
Wattage (W)	4.2
Dimmable	No
Average life (Nominal) (h)	15000
Product EAN number	5410288285856

DATA TABLE

General data

Product name	RefLED ES50 XL V4 345LM 830 36 SL
Technology	LED
Watt (Rated) (W)	4.2

RefLED ES50 XL

RefLED ES50 XL V4 345LM 830 36 SL

0028585

Type	LED exchangeable
Cap/Base	GU10
Fixture rating	Open
General application	Hospitality, Museums & Galleries, Residential & Consumer, Retail
Operating temperature range (°C)	-20°C...+40°C
Performance ambient temperature Tq (°C)	25
ETIM Class	EC001959
Warranty	3 years

Optical data

Colour temperature (K)	3000
Light colour	Warm White
CRI (Ra)	80
Colour Variation Initial (SDCM)	SDCM6
Colour Consistency (SDCM)	6
Luminous Intensity (cd)	770
Beam Angle (°)	36
Photobiological Risk Group	RG1
Lumen maintenance at end of nominal life (%)	70

Electrical data

Wattage (W)	4.2
Starting time (max) (s)	0.5
Warm-up time to 60% of full light (max) (s)	1.0
Primary Supply/Product voltage - min (V)	220
Primary Supply/Product voltage - max (V)	240
Lamp power factor	1
Control gear required	No
No. Of switching cycles before premature failures	>50000
Dimmable	No
Inrush Current (A)	3.9
Inrush Duration (µs)	4100
Nominal Frequency (Hz)	50/60Hz
Max. products per 10A C Breaker	14
Max. products per 16A C Breaker	288
Max. products per 20A C Breaker	28
Max. products per 16A B Breaker	173

Lifetime data

Lifespan L70 B50	15000
Average life (Nominal) (h)	15000
Average life (Rated) (h)	15000

Physical data

Nominal Product Length (mm)	75
-----------------------------	----

RefLED ES50 XL

RefLED ES50 XL V4 345LM 830 36 SL

0028585

Nominal Product Diameter (mm)	50
Weight (kg)	0.035

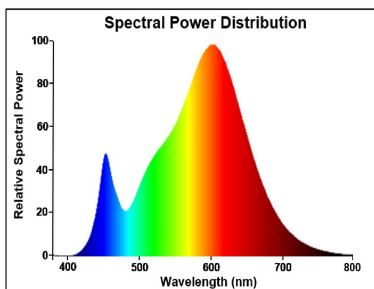
Packaging

Single packaging type	Carton
Product EAN number	5410288285856
Packaging single length / height (cm)	8.2
Packaging single width (cm)	6.1
Packaging single depth (cm)	5.1
Units per inner package	6
Packaging inner length / height (cm)	9.2
Packaging inner width (cm)	16.4
Packaging inner depth (cm)	13.1
DUN14 (outer)	15410288285853
Units per outer package	60
Packaging outer length / height (cm)	20.8
Packaging outer width (cm)	17.8
Packaging outer depth (cm)	68.5

Safety data

Optimal operating condition (°C)	-20-40
Breakage cleaning instructions	Not applicable
Special purpose lamp	No
Dry applications use only	Yes
Suitable for household illumination	Yes
Safety message	Not Suitable for totally enclosed fixtures

PHOTOMETRY



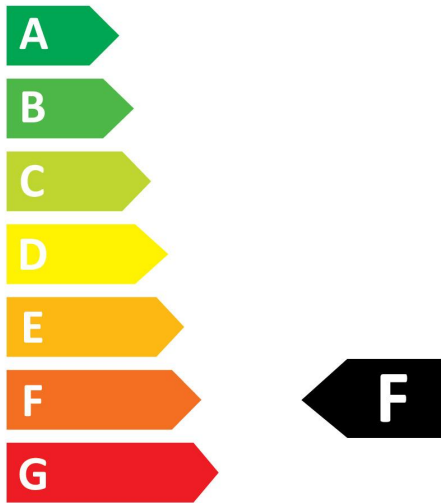
SYLVANIA

RefLED ES50 XL
RefLED ES50 XL V4 345LM 830 36 SL
0028585



SYLVANIA

0028585



5
kWh/1000h



2019/2015

SYLVANIA


RefLED ES50 XL

RefLED ES50 XL V4 345LM 830 36 SL

0028585



0028585



5
kWh/1000h



2019/2015