



### Features

- Insaver Slim is a ceiling recessed LED downlight (IP44 from the front), Die-cast aluminium body, loop in loop out connector for quick installation, Non dimmable LED driver, 40W; 4950lm; 124lm/W; 4000K; UGR <22 with shallow product depth 65mm. Meets TP(a) requirements.

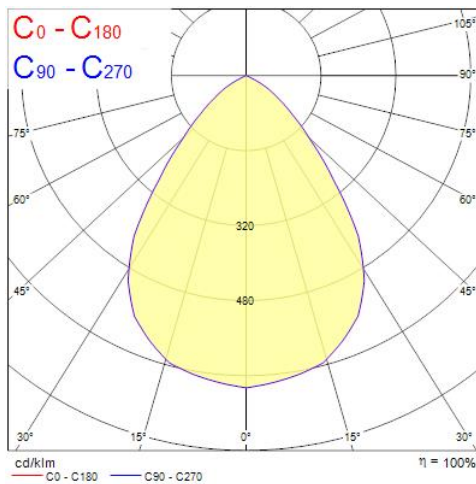
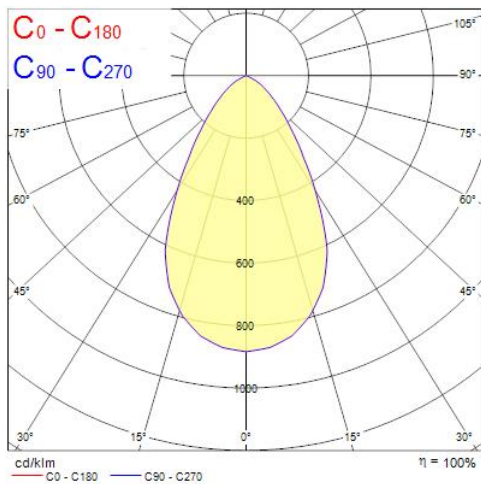
### Product Overview

Product name	Insaver Slim 225 IP44 4950lm 840
Technology	LED
Cap/Base	N/A
Housing	Aluminium
Mount	Ceiling recessed mounting
E-number FI	4276925
Fixture luminous flux (lm)	4950
Luminaire efficacy (lm/W)	124
Colour temperature (K)	4000
Light colour	Neutral White
CRI (Ra)	80
Colour Variation Initial (SDCM)	3
Beam Angle (°)	NA
Glare control	< 22
Photobiological Risk Group	RG1
Total power consumption (W)	40
Electrical protection	Class II
Control gear type	LED driver constant current
LED Flickering Rate	Ultra low (5% or less)
Housing colour	RAL 9003 - Signal white

## Insaver Slim 225 IP44 4950lm 840 0030311

IP rating	IP44/20
IK rating	IK07
Product EAN number	5410288303116
Warranty	5 years

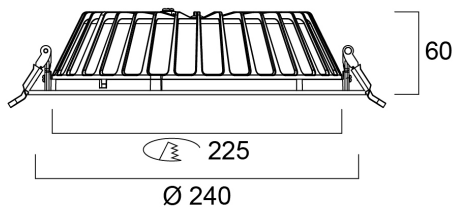
### Photometry



Distance [m]	Cone diameter [m]	E(0°) E(C0)	E(30.6°) E(C0)	Illuminance [lx]
0.5	0.59	17388	5596	
1.0	1.18	4347	1399	
1.5	1.77	1902	617	
2.0	2.37	1037	347	
2.5	2.96	696	222	
3.0	3.55	483	154	

Distance [m] Cone diameter [m] Illuminance [lx]  
C0 - C180 (Half beam angle: 61.2°)

### Technical drawings



### Data table

#### GENERAL DATA

Product name	Insaver Slim 225 IP44 4950lm 840
Technology	LED
Cap/Base	N/A
Housing	Aluminium
Mount	Ceiling recessed mounting
Operating temperature range (°C)	-10°C...+40°C
Performance ambient temperature Tq (°C)	40
E-number FI	4276925
Warranty	5 years

#### OPTICAL DATA

Fixture luminous flux (lm)	4950
Luminaire efficacy (lm/W)	124
Colour temperature (K)	4000
Light colour	Neutral White
CRI (Ra)	80
Colour Variation Initial (SDCM)	3
Beam Angle (°)	NA
Glare control	< 22
Photobiological Risk Group	RG1

#### ELECTRICAL DATA

Total power consumption (W)	40
Lamp power factor	0.9
Electrical protection	Class II
Control gear required	No
Control gear type	LED driver constant current
Drive current (mA)	750
Inrush Current (A)	5.36

## Insaver Slim 225 IP44 4950lm 840 0030311

Inrush Duration ( $\mu$ s)	60
Glow Wire Test ( $^{\circ}$ C)	850
Energy Efficiency Class (A->G) of contained light source	E
Nominal Frequency (Hz)	50/60Hz
LED Flickering Rate	Ultra low (5% or less)
Max. products per 10A C Breaker	28
Max. products per 20A B Breaker	33
Connectable conductor cross section - Min ( $\text{mm}^2$ )	0.16
Connectable conductor cross section - Max ( $\text{mm}^2$ )	1.16

### LIFETIME DATA

Lifespan L70 B50	90000
Lifespan L80 B20	90000
Lifespan L90 B10	39000

### PHYSICAL DATA

Housing colour	RAL 9003 - Signal white
IP rating	IP44/20
IK rating	IK07
Diffuser finish	Other
Diffuser material	None
Nominal Product Diameter (mm)	240
Weight (kg)	0.83
Recessed Depth (mm)	150

### PACKAGING

Single packaging type	Carton
Product EAN number	5410288303116
Packaging single width (cm)	25.5
Packaging single depth (cm)	8.5
DUN14 (outer)	15410288303113

Insaver Slim 225 IP44 4950lm 840  
0030311

Packaging outer length / height (cm)	52.5
--------------------------------------	------

## SAFETY DATA

Optimal operating condition (°C)	-10-40
----------------------------------	--------

Special purpose lamp	No
----------------------	----

Dry applications use only	No
---------------------------	----

Suitable for household illumination	No
-------------------------------------	----