

Data Sheet | Item Number: 249-136

Test plug module; without locking device; modular; for 2-conductor terminal blocks; gray

<https://www.wago.com/249-136>



Color: ■ gray

Notes

Safety Information

Middle pressure, 2.2 N per pole

Electrical data

Ratings per IEC/EN

Nominal voltage (III/3) 400 V

Ratings per IEC/EN – Notes

Ratings (note) Maximum test voltage (touch contact): 48 V (test pins are not touch-proof)

Ratings per IEC/EN 2

Ratings (note) Maximum test current (touch contact): 0.5 A
Maximum test current: 6 A (if the test pins are securely connected in the clamping units)

General information

Test voltage 400 V
Test current 0.5 A

Physical data

Width 6 mm / 0.236 inches
Height 12 mm / 0.472 inches
Depth 25.1 mm / 0.988 inches
Module width 6 mm / 0.236 inches

Material data

Note (material data)	Information on material specifications can be found here
Color	gray
Insulation material (main housing)	Polyamide (PA66)
Flammability class per UL94	V0
Fire load	0.019 MJ
Weight	1.2 g

Commercial data

Product Group	2 (Terminal Block Accessories)
PU (SPU)	100 (25) pcs
Packaging type	Box
Country of origin	DE
GTIN	4045454335953
Customs tariff number	85366990990

Product Classification

UNSPSC	39121409
eCl@ss 10.0	27-14-11-48
eCl@ss 9.0	27-14-11-48
ETIM 9.0	EC002555
ETIM 10.0	EC002555
ECCN	NO US CLASSIFICATION

Environmental Product Compliance

RoHS Compliance Status	Compliant,With Exemption
RoHS Exemption	6(c)
SCIP notification number (Austria)	b0e1dd8d-fb89-4e70-85a2-85bf818c9ec6
SCIP notification number (Belgium)	ec457443-2558-41dc-900b-f19efd86d49b
SCIP notification number (Bulgaria)	e6ae450f-f296-407f-8fbf-903779a9795a
SCIP notification number (Czech Republic)	876369e4-ada3-4cd3-8677-cd49b06e8a54
SCIP notification number (Denmark)	cf134109-fd54-408c-bef8-d4e61713201a
SCIP notification number (Finland)	dd295e68-7240-480c-adce-01131b10979a
SCIP notification number (France)	4be5b798-ada1-4729-b976-6fc99e16dae4
SCIP notification number (Germany)	bc0b436d-1e1c-40b0-92e0-3b3d0eaf5066
SCIP notification number (Hungary)	f684f1f2-126d-490e-b7c4-35c8af69a88f
SCIP notification number (Italy)	8534f5b4-70fe-4c8d-bd0d-fbd846a7fd6b
SCIP notification number (Netherlands)	cdbca3e9-33ad-4929-92d9-f5695a84d4dd
SCIP notification number (Poland)	18e1ea41-89a7-4263-8584-eb0689b2c08e
SCIP notification number (Romania)	29b5e961-8d8f-4cbc-9734-18002dfbae28
SCIP notification number (Sweden)	8180e40f-b14b-49d8-88a4-a7bab9cea884

Downloads

Environmental Product Compliance

Compliance Search

Environmental Product Compliance 249-136



Documentation

Bid Text

249-136	19.02.2019	xml 3.14 KB	
249-136	17.08.2017	doc 24.00 KB	

CAD/CAE-Data

CAD data

2D/3D Models 249-136



CAE data

WSCAD Universe 249-136



ZUKEN Portal 249-136



1 Compatible Products

1.1 Optional Accessories

1.1.1 Test and measurement

1.1.1.1 Testing accessories




Item No.: 210-136

Test plug; 2 mm Ø; with 500 mm cable; red



Installation Notes

Installation



Snapping individual modules together to assemble a multi-pole test plug module.

Testing






Testing via test plug modules snapped onto a terminal strip – wired or unwired. As touch contact is made with the CAGE CLAMP® (spring steel) unit, this testing type is limited to maximum 0.5 A.

Testing after the conductors have been terminated.

Distance between locking devices must be approximately 35 ... 40 mm!

Testing



Testing by touch contact to the CAGE CLAMP® spring (limited to 0.5 A and 48 V test voltage) – test pins are not protected against accidental contact.

Testing via CAGE CLAMP® on the current bar (max. nominal current: 6 A). CAGE CLAMP® clamps individual test contacts. The maximum test voltage is 400 V.

Testing by touch contact to the CAGE CLAMP® spring (limited to 0.5 A and 48 V test voltage) – test pins are not protected against accidental contact.

Testing via CAGE CLAMP® on the current bar (max. nominal current: 6 A). CAGE CLAMP® clamps individual test contacts. The maximum test voltage is 400 V.