

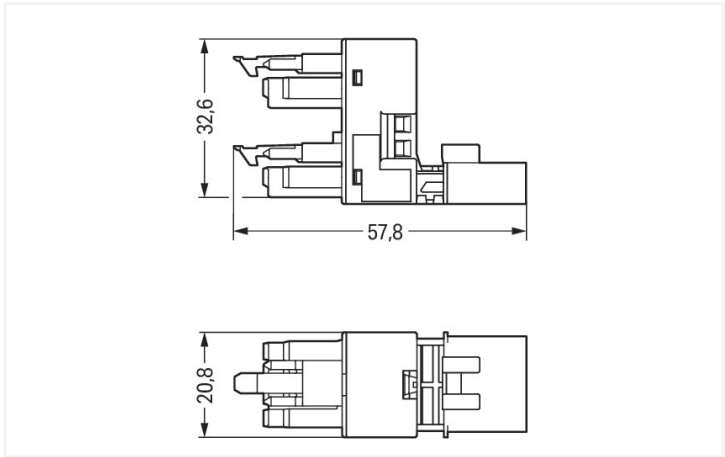
Data Sheet | Item Number: 890-944

h-distribution connector; 4-pole; Cod. A; 1 input; 2 outputs; outputs on one side; 2 locking levers; black

<https://www.wago.com/890-944>



Color: ■ black



Dimensions in mm

Distribution connector *WINSTA*® MINI with protection type IP20

The *WINSTA*® MINI distribution connector rated current 16 A supports rapid, correct installation. On PCBs, in control cabinets or for connecting lights – pluggable installation connectors from WAGO allow you to make connections according to various requirements in seconds. The mechanical coding and color coding of the pluggable installation connector ensure error-free installation of the individual components – including protection against mismatching. Thanks to the color coding and mechanical A coding of *WINSTA*® MINI pluggable installation connectors, you can clearly distinguish different circuits. Due to its particularly compact dimensions, our *WINSTA*® MINI Pluggable Connection System with Push-in CAGE CLAMP® spring pressure connection technology is very suitable in very tight spaces, i.e., for connections when very little room is available.

Lower costs through fast commissioning and elimination of service expenses – solutions from *WINSTA*® MINI

WINSTA® is the pluggable connection system that is perfectly tailored to the strict requirements of electrical installation. It ensures error-free installation of cables and components, quickly and reliably. Enjoy the benefits of the pluggable version of our maintenance-free spring pressure connection technology too! Plan your installation with with protection type IP20 from WAGO.

- pluggable installation connectors with protection against mismatching
- consistent IP40 protection
- with A coding for use in many general mains applications
- ready to install and use immediately
- quick replacement of defective units during ongoing operation

Electrical data					
Ratings per		IEC/EN 60664-1		Approvals per	UL 1977
Overvoltage category	III	III	II	Rated voltage	600 V
Pollution degree	3	2	2	Rated current	12 A
Nominal voltage	400 V	-	-		
Rated surge voltage	6 kV	-	-		
Rated current	16 A	-	-		
General information					
Note on contact resistance	approx. 1 mΩ of contact resistance approx. 0.25 mΩ contact transition plug/ socket				

Connection data

Total number of potentials	4	Connection 1	
PE function	Preceding PE contact	Pole number	4

Physical data

Pin spacing	4.4 mm / 0.173 inches
Width	20.8 mm / 0.819 inches
Height	32.65 mm / 1.285 inches
Depth	57.85 mm / 2.278 inches

Mechanical data

Use	General mains applications
Coding	A
Variable coding	No
Marking	N ⊕ 2/L 1/L'
Potential marking	N ⊕ 2/L 1/L'
Mating force of a plug-in connection	Approx. 20 ... 70 N (depending on pole number)
Retention force of a plug-in connection	When locked: > 80 N
Unmating force of a plug-in connection	Unlocked: approx. 20 ... 70 N (depending on pole number)
Number of mating cycles	200, without resistive load
Type of distribution box	h-distribution connector, outputs at one end
Protection type	IP20; IP40 when mated

Plug-in connection

Mismating protection	Yes
Note on mismating protection	All WINSTA® components are 100% protected against mismating when: a.) plugging different numbers of poles b.) plugging while rotated 180 c.) plugging while laterally staggered d.) plugging one pole
Locking lever	Yes
Locking of plug-in connection	Locking lever
Note on locking system	All connectors for mounted installations (snap-in versions for lighting fixtures or devices, all types of PCB and distribution connectors) are factory-equipped with locking levers to ensure plugs and sockets are securely locked. Additional locking levers are only required for flying leads (plug/socket).
Number of locking levers	2

Material data

Note (material data)	Information on material specifications can be found here
Color	black
Material group	I
Insulation material (main housing)	Polyamide (PA66)
Flammability class per UL94	V0
Contact material	Copper or copper alloy; surface-treated
Contact Plating	Tin
Fire load	0.336 MJ
Weight	19 g



Environmental requirements	
Processing temperature	-5 ... +40 °C
Continuous operating temperature	-35 ... +85 °C
Note on continuous operating temperature	Insulating parts for temperatures ≤ 105 °C


Commercial data	
Product Group	20 (Winsta)
eCl@ss 10.0	27-44-06-03
eCl@ss 9.0	27-44-06-03
ETIM 9.0	EC002567
ETIM 8.0	EC002567
PU (SPU)	50 pcs
Packaging type	Box
Country of origin	DE
GTIN	4050821255154
Customs tariff number	85366990990

Environmental Product Compliance	
RoHS Compliance Status	Compliant, No Exemption

Approvals / Certificates

General approvals		Declarations of conformity and manufacturer's declarations
		
Approval	Standard	Certificate Name
CCA DEKRA Certification B.V.	EN 61535	71-123231
CCA DEKRA Certification B.V.	IEC 61535	NL-85020
cURus Underwriters Laboratories Inc.	UL 1977	E45171
		EU-Declaration of Confor- mity WAGO GmbH & Co. KG
		UK-Declaration of Confor- mity WAGO GmbH & Co. KG

Approvals for marine applications

		
Approval	Standard	Certificate Name
ABS American Bureau of Ship- ping	Steel Vessel Rules	19-HG1869855-PDA
DNV GL Det Norske Veritas, Ger- manischer Lloyd	-	TAE00001Z6



Downloads

Environmental Product Compliance

Compliance Search
Environmental Product Compliance 890-944
↓

Documentation

Bid Text			
890-944	19.02.2019	xml 2.76 KB	↓
890-944	01.12.2014	doc 22.50 KB	↓

CAD/CAE-Data

CAD data
2D/3D Models 890-944
↓

CAE data
WSCAD Universe 890-944
↓
ZUKEN Portal 890-944
↓

1 Compatible Products

1.1 System counterpart

1.1.1 Cable assembly



Item No.: 891-8994/206-101
pre-assembled connecting cable; Eca; Plug/open-ended; 4-pole; Cod. A; H05VV-F 4G 1.5 mm²; 1 m; 1,50 mm²; black



Item No.: 891-8994/106-101
pre-assembled connecting cable; Eca; Socket/open-ended; 4-pole; Cod. A; H05VV-F 4G 1.5 mm²; 1 m; 1,50 mm²; black



Item No.: 891-8994/006-101
pre-assembled interconnecting cable; Eca; Socket/plug; 4-pole; Cod. A; H05VV-F 4G 1.5 mm²; 1 m; 1,50 mm²; black

1.1.2 Female connector/socket



Item No.: 890-204
Socket; 4-pole; Cod. A; 1,50 mm²; black



Item No.: 890-104
Socket; with strain relief housing; 4-pole; Cod. A; 1,50 mm²; black

1.1.3 Male connector/plug



Item No.: 890-214
Plug; 4-pole; Cod. A; 1,50 mm²; black



Item No.: 890-114
Plug; with strain relief housing; 4-pole; 1,50 mm²; black

1.2 Required Accessories

1.2.1 Installation

1.2.1.1 Mounting accessories




[Item No.: 890-624](#)
Mounting plate; 4-pole; for distribution
connectors; Plastic; black

[Item No.: 890-674](#)
Mounting plate; 4-pole; for distribution
connectors; Plastic; white

Installation Notes

Installation



Secure the mounting plate via pins.

