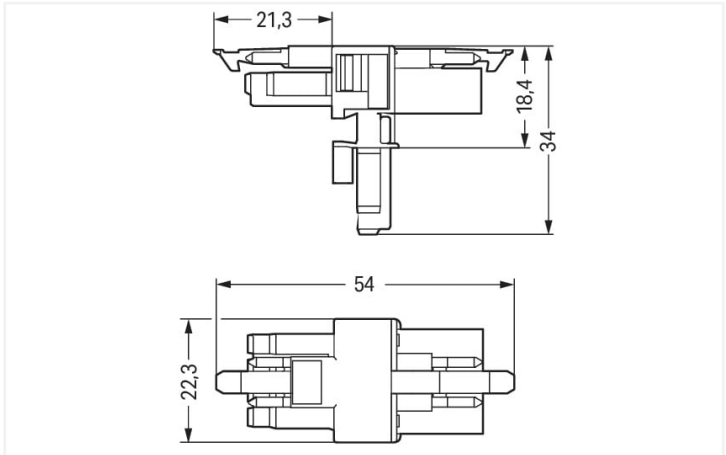


Color: ■ gray



Dimensions in mm

Distribution connector *WINSTA*® MINI with protection type IP20

For power and signal transmission: The *WINSTA*® MINI distribution connector 4-pole. Whether on PCBs, in control cabinets or for connecting lights – pluggable installation connectors from WAGO allow you to establish connections according to an enormous variety of requirements in seconds. The color coding and mechanical coding of the pluggable installation connector ensure error-free installation of the individual components – including protection against mismatching. Pluggable installation connectors with B coding from the *WINSTA*® MINI line are available in gray, light green, or pink, allowing you to distinguish different circuits, for example for pumps, lighting, or sun blinds. Your own pole marking is possible as well. *WINSTA*® MINI satisfies the demand for miniaturisation. Our smallest pluggable connection system is primarily suited for lights, for instance, since due to LED technology, these offer much less space for the connection technology.

WINSTA® MINI solutions for your electrical installation – protected against mismatching and maintenance-free

WINSTA® is the pluggable connection system that is ideally tailored to the strict requirements of electrical installation. It ensures fast, secure and, above all, error-free installation of components and cables. Enjoy the benefits of the pluggable version of our maintenance-free spring pressure connection technology too! Plan your installation with with protection type IP20 from WAGO.

- pluggable installation connectors with protection against mismatching
- easy tool-free operation, a wide range of coding options
- for automation controllers
- flexible installation to save space
- fast, secure installation

Notes	
Variants:	Other pole markings Other versions (or variants) can be requested from WAGO Sales or configured at https://configurator.wago.com/ .

Electrical data				
Ratings per		IEC/EN 60664-1		
Overvoltage category		III	III	II
Pollution degree		3	2	2
Nominal voltage		400 V	-	-
Rated surge voltage		6 kV	-	-
Rated current		16 A	-	-
Ratings per IEC/EN – Notes				
Rated current (note)		13 A for 3-pole load 10 A for 4-pole load		



Approvals per		UL 1977
Rated voltage		600 V
Rated current		12 A

General information	
Note on contact resistance	approx. 1 mΩ of contact resistance approx. 0.25 mΩ contact transition plug/ socket

Connection data	
Total number of potentials	4
Connection 1	
Pole number	4

Physical data	
Pin spacing	4.4 mm / 0.173 inches
Width	22.3 mm / 0.878 inches
Height	34 mm / 1.339 inches
Depth	54 mm / 2.122 inches

Mechanical data	
Use	Control technology
Coding	B
Variable coding	No
Marking	4 3 2 1
Potential marking	1 2 3 4
Mating force of a plug-in connection	Approx. 20 ... 70 N (depending on pole number)
Retention force of a plug-in connection	When locked: > 80 N
Unmating force of a plug-in connection	Unlocked: approx. 20 ... 70 N (depending on pole number)
Number of mating cycles	200, without resistive load
Type of distribution box	T-distribution connector
Protection type	IP20; IP40 when mated

Plug-in connection	
Mismating protection	Yes
Note on mismating protection	All WINSTA® components are 100% protected against mismating when: a.) plugging different numbers of poles b.) plugging while rotated 180 c.) plugging while laterally staggered d.) plugging one pole
Locking lever	Yes
Locking of plug-in connection	Locking lever
Note on locking system	All connectors for mounted installations (snap-in versions for lighting fixtures or devices, all types of PCB and distribution connectors) are factory-equipped with locking levers to ensure plugs and sockets are securely locked. Additional locking levers are only required for flying leads (plug/socket).
Number of locking levers	2

Material data	
Note (material data)	Information on material specifications can be found here
Color	gray
Material group	I
Insulation material (main housing)	Polyamide (PA66)
Flammability class per UL94	V0
Contact material	Copper or copper alloy; surface-treated
Contact Plating	Tin
Fire load	0.222 MJ
Weight	10.1 g




Environmental requirements	
Processing temperature	-5 ... +40 °C
Continuous operating temperature	-35 ... +85 °C
Note on continuous operating temperature	Insulating parts for temperatures ≤ 105 °C


Commercial data	
Product Group	20 (Winsta)
eCl@ss 10.0	27-44-06-03
eCl@ss 9.0	27-44-06-03
ETIM 9.0	EC002567
ETIM 8.0	EC002567
PU (SPU)	25 pcs
Packaging type	Box
Country of origin	DE
GTIN	4050821799238
Customs tariff number	85366990990

Environmental Product Compliance	
RoHS Compliance Status	Compliant, No Exemption

Approvals / Certificates

General approvals			Declarations of conformity and manufacturer's declarations		
					
Approval	Standard	Certificate Name	Approval	Standard	Certificate Name
CB DEKRA Certification B.V.	IEC 61984	NL-64351	EU-Declaration of Confor- mity WAGO GmbH & Co. KG	-	-
CB DEKRA Certification B.V.	EN 61984	71-112993	UK-Declaration of Confor- mity WAGO GmbH & Co. KG	-	-
cURus Underwriters Laboratories Inc.	UL 1977	E45171			
KEMA/KEUR DEKRA Certification B.V.	EN 60320	2148952.04			

Approvals for marine applications

		
Approval	Standard	Certificate Name
DNV GL Det Norske Veritas, Ger- manischer Lloyd	-	TAE00001Z6
LR Lloyds Register	EN 61535	08/20047 (E2)



Downloads

Environmental Product Compliance

Compliance Search			
Environmental Product Compliance 890-1631			

Documentation

Bid Text			
890-1631	19.02.2019	xml 2.73 KB	
890-1631	03.12.2014	doc 22.50 KB	


CAD/CAE-Data

CAD data	
2D/3D Models 890-1631	

CAE data	
ZUKEN Portal 890-1631	

Installation Notes

Installation



Secure the mounting plate via pins.