


**Data Sheet | Item Number: 734-265/105-604/997-407**

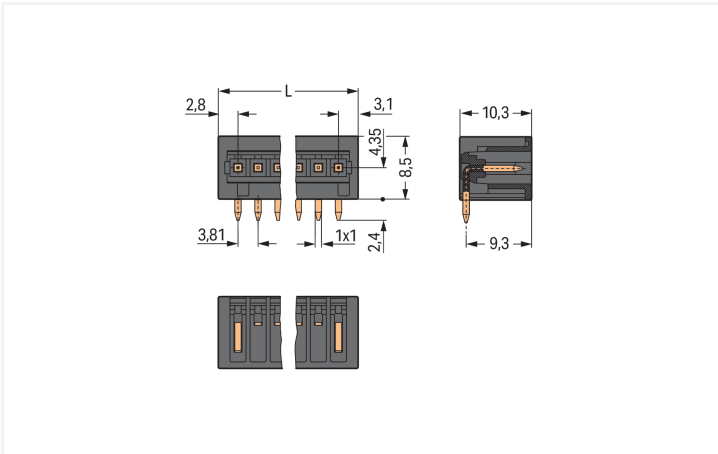
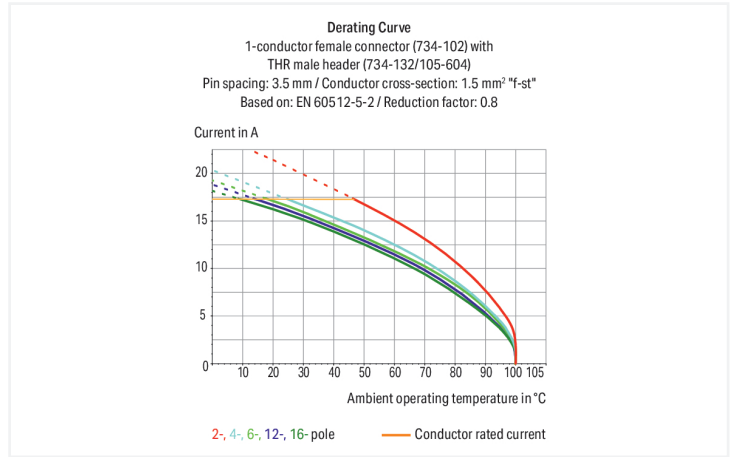
THR male header; 1.0 x 1.0 mm solder pin; angled; 100% protected against mismatching; in tape-and-reel packaging; Pin spacing 3.81 mm; 5-pole; black

<https://www.wago.com/734-265/105-604/997-407>

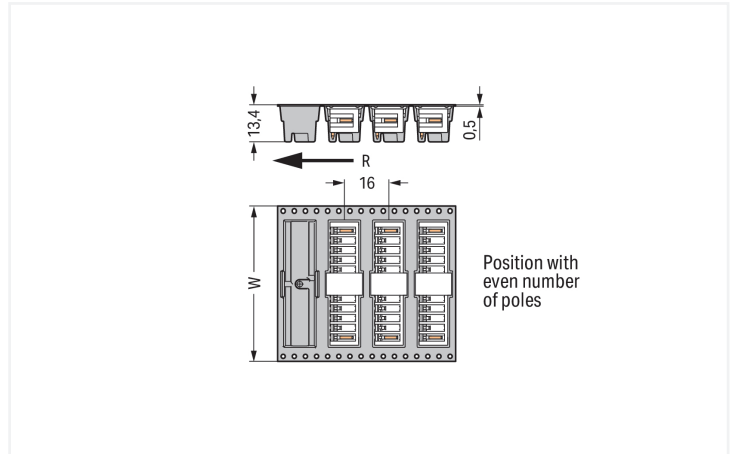


Color: ■ black

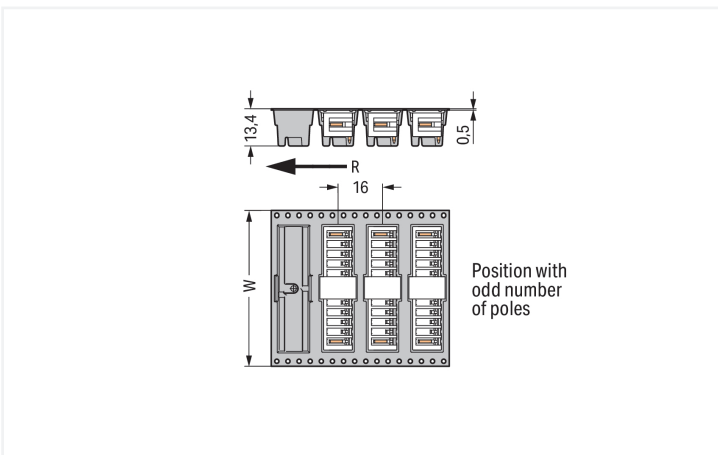
Similar to illustration



Dimensions in mm  
 $L = (\text{pole no.} - 1) \times \text{pin spacing} + 5.9 \text{ mm}$



Dimensions in mm  
 W = tape width R = feed direction



Dimensions in mm  
 W = tape width R = feed direction

Male connector, 734 Series, with 3.81 mm pin spacing

Our male connector (item number 734-265/105-604/997-407) simplifies electrical installations. The item's dimensions are (21.14 x 10.9 x 10.3) mm (width x height x depth).

The contact surface is coated with tin. The pcb connector is designed for THR soldering.

**Notes**

**Safety Information** The MCS – MULTI CONNECTION SYSTEM includes connectors without breaking capacity in accordance with DIN EN 61984. When used as intended, these connectors must not be connected/disconnected when live or under load. When used as intended, these connectors must not be connected/disconnected when live or under load. The circuit design should ensure header pins, which can be touched, are not live when unmated.

**Variants:** Other pole numbers  
Other solder pin lengths  
Gold-plated or partially gold-plated contact surfaces  
Other versions (or variants) can be requested from WAGO Sales or configured at <https://configurator.wago.com/>.

**Electrical data**

IEC/EN 60664-1				UL 1059			
Ratings per	IEC/EN 60664-1			Approvals per	UL 1059		
Overvoltage category	III	III	II	Use group	B	C	D
Pollution degree	3	2	2	Rated voltage	300 V	-	300 V
Nominal voltage	160 V	160 V	320 V	Rated current	10 A	-	10 A
Rated impulse withstand voltage	2.5 kV	2.5 kV	2.5 kV				
Rated current	10 A	10 A	10 A				

Approvals per	CSA		
Use group	B	C	D
Rated voltage	300 V	-	300 V
Rated current	10 A	-	10 A

**Connection data**

Total number of potentials	5	<b>Connection 1</b>	
Number of connection types	1	Pole number	5
Number of levels	1		

**Physical data**

Pin spacing	3.81 mm / 0.15 inches
Width	21.14 mm / 0.832 inches
Height	10.9 mm / 0.429 inches
Height from the surface	8.5 mm / 0.335 inches
Depth	10.3 mm / 0.406 inches
Solder pin length	2.4 mm
Solder pin dimensions	1 x 1 mm
Plated through-hole diameter (THR)	1.4 <sup>(+0.1)</sup> mm
Reel diameter of tape-and-reel packaging	330 mm
Tape width	56 mm

### Mechanical data

Variable coding	Yes
Anti-rotation protection	Yes

### Plug-in connection

Contact type (pluggable connector)	Male connector/plug
Connector (connection type)	for PCB
Mismating protection	Yes
Mating direction to the PCB	0°

### PCB contact

PCB contact	THR
Solder pin arrangement	over the entire male connector (in-line)
Number of solder pins per potential	1

### Material data

Note (material data)	<a href="#">Information on material specifications can be found here</a>
Color	black
Material group	I
Insulation material (main housing)	Polyphthalamide (PPA GF)
Flammability class per UL94	V0
Contact material	Electrolytic copper (E <sub>Cu</sub> )
Contact Plating	Tin
Fire load	0.033 MJ
Weight	1.5 g
MSL per J-STD 020D	1

### Environmental requirements

Limit temperature range	-60 ... +100 °C
Processing temperature	-35 ... +60 °C

### Commercial data

Product Group	3 (Multi Conn. System)
PU (SPU)	280 pcs
Packaging type	Bag
Country of origin	DE
GTIN	4045454899189
Customs tariff number	85366930000

### Product Classification

UNSPSC	39121409
eCl@ss 10.0	27-44-04-02
eCl@ss 9.0	27-44-04-02
ETIM 9.0	EC002637
ETIM 10.0	EC002637
ECCN	NO US CLASSIFICATION

Environmental Product Compliance	
RoHS Compliance Status	Compliant, No Exemption

### Approvals / Certificates

General approvals			Approvals for marine applications		
Approval	Standard	Certificate Name	Approval	Standard	Certificate Name
CB DEKRA Certification B.V.	EN 61984	NL-54190	DNV DNV GL SE	-	TAE000016Z
KEMA/KEUR DEKRA Certification B.V.	EN 61984	71-105522	PRS Polski Rejestr Statków	-	TE/1095/880590/23

### Downloads

Environmental Product Compliance	
Compliance Search	↓

### Documentation

Additional Information			
Technical Section	03.04.2019	pdf 2027.26 KB	↓
		pdf 535.32 KB	↓

### CAD/CAE-Data

CAD data	PCB Design
↓	↓
	↓

## 1 Compatible Products

### 1.1 System counterpart

#### 1.1.1 Female connector/socket

**Item No.: 734-205**

1-conductor female connector; CAGE CLAMP®; 1.5 mm<sup>2</sup>; Pin spacing 3.81 mm; 5-pole; 100% protected against mismatching; 1,50 mm<sup>2</sup>; orange

### 1.2 Optional Accessories

#### 1.2.1 Coding


##### 1.2.1.1 Coding

**Item No.: 734-159**

Coding key; to be snapped above top level; black

## Installation Notes

### Coding



Coding a male header – fitting coding key(s).