


**Data Sheet | Item Number: 713-1425/117-000/997-406**

THR male header, 2-row; 0.8 x 0.8 mm solder pin; angled; 100% protected against mismatching; in tape-and-reel packaging; Pin spacing 3.5 mm; 10-pole; black

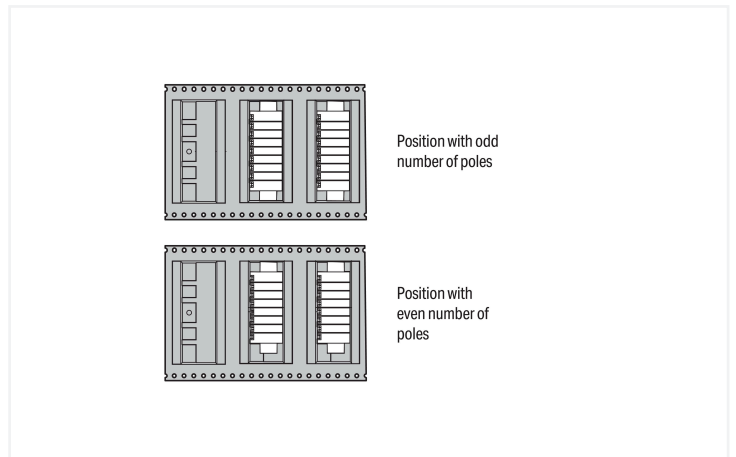
<https://www.wago.com/713-1425/117-000/997-406>



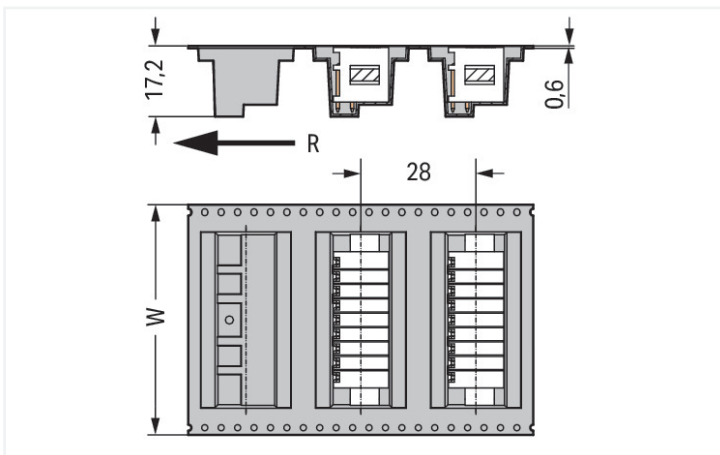
Color: ■ black

Similar to illustration

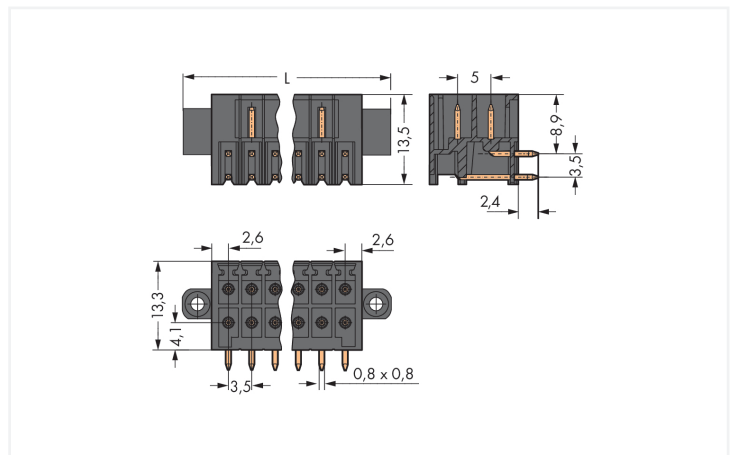
Similar to illustration



Dimensions in mm  
 Pin position in tape-and-reel packaging



Dimensions in mm  
 W = tape width R = feed direction



Dimensions in mm  
 $L = [(pole\ no./2) - 1] \times pin\ spacing + 13.6\ mm$

Male connector, 713 Series, black

This male connector (item number 713-1425/117-000/997-406) simplifies electrical installations. The dimensions are (27.6 x 15.7 x 13.5) mm (width x height x depth).

Tin is used for coating the contact surfaces. THR is used to solder the pcb connector.

**Notes**

**Safety Information** The MCS – MULTI CONNECTION SYSTEM includes connectors without breaking capacity in accordance with DIN EN 61984. When used as intended, these connectors must not be connected/disconnected when live or under load. When used as intended, these connectors must not be connected/disconnected when live or under load. The circuit design should ensure header pins, which can be touched, are not live when unmated.

**Variants:** Other pole numbers  
Other solder pin lengths  
Gold-plated or partially gold-plated contact surfaces  
Other versions (or variants) can be requested from WAGO Sales or configured at <https://configurator.wago.com/>.

**Electrical data**

Ratings per	IEC/EN 60664-1		
Overvoltage category	III	III	II
Pollution degree	3	2	2
Nominal voltage	80 V	160 V	250 V
Rated impulse withstand voltage	2.5 kV	2.5 kV	2.5 kV
Rated current	10 A	10 A	10 A

Approvals per	UL 1059		
Use group	B	C	D
Rated voltage	150 V	50 V	-
Rated current	10 A	10 A	-

Approvals per	CSA		
Use group	B	C	D
Rated voltage	150 V	-	-
Rated current	12 A	-	-

**Connection Data**

Total number of potentials	10
Number of connection types	1
Number of levels	2

Connection 1	
Pole number	10

**Physical data**

Pin spacing	3.5 mm / 0.138 inches
Width	27.6 mm / 1.087 inches
Height	15.7 mm / 0.618 inches
Height from the surface	13.3 mm / 0.524 inches
Depth	13.5 mm / 0.531 inches
Solder pin length	2.4 mm
Solder pin dimensions	0.8 x 0.8 mm
Plated through-hole diameter (THR)	1.3 (+0.1) mm
Reel diameter of tape-and-reel packaging	330 mm
Tape width	44 mm

### Mechanical data

Variable coding	Yes
Anti-rotation protection	Yes

### Plug-in connection

Contact type (pluggable connector)	Male connector/plug
Connector (connection type)	for PCB
Mismating protection	Yes
Mating direction to the PCB	0°
Locking of plug-in connection	Threaded flange

### PCB contact

PCB contact	THR
Solder pin arrangement	over the entire male connector (in-line)
Number of solder pins per potential	1

### Material data

Note (material data)	<a href="#">Information on material specifications can be found here</a>
Color	black
Material group	I
Insulation material (main housing)	Polyphthalamide (PPA GF)
Flammability class per UL94	V0
Contact material	Electrolytic copper (E <sub>Cu</sub> )
Contact Plating	Tin
Fire load	8.04 MJ
Weight	3.8 g
MSL per J-STD 020D	1

### Environmental requirements

Limit temperature range	-60 ... +100 °C
Processing temperature	-35 ... +60 °C

### Commercial data

PU (SPU)	120 pcs
Packaging type	Bag
Country of origin	DE
GTIN	4050821309802
Customs tariff number	85366930000

### Product Classification

UNSPSC	39121409
eCl@ss 10.0	27-44-04-02
eCl@ss 9.0	27-44-04-02
ETIM 9.0	EC002637
ETIM 10.0	EC002637
ECCN	NO US CLASSIFICATION

Environmental Product Compliance	
RoHS Compliance Status	Compliant,With Exemption
RoHS Exemption	6(c)
SCIP notification number (Austria)	c4b4b8e8-eb35-47fe-b735-3cc031e79a5e
SCIP notification number (Belgium)	3e4ac114-42d2-4eb7-abb0-8cfb303056dc
SCIP notification number (Bulgaria)	f5edaf75-be35-4b55-b77a-51137da078ff
SCIP notification number (Czech Republic)	133b8bdc-2215-4425-974e-732038ad1459
SCIP notification number (Denmark)	4083187d-1d48-4c13-b809-75e6d6fdef85
SCIP notification number (Finland)	c28e7975-1752-4b82-b852-d08bea90cad7
SCIP notification number (France)	41ba775d-4656-462b-8b25-a42b5078a3d2
SCIP notification number (Germany)	d41d5848-a520-408b-aa98-55df4fd4acf3
SCIP notification number (Hungary)	ce21e160-69d9-4b65-aa15-68d50863f7b0
SCIP notification number (Italy)	0520fce7-5128-45c8-a958-2516748effbc
SCIP notification number (Netherlands)	1eb195c1-49cb-44d4-a4f6-5ce13ed098d1
SCIP notification number (Poland)	151d0d35-a16f-45d6-8d33-dc2ba7310d4b
SCIP notification number (Romania)	83a672bd-de0c-4ce0-afcb-5c4d02ea9ed8
SCIP notification number (Sweden)	8edf7fc8-9f49-4dc8-a341-1e90aacb75d9

### Approvals / Certificates

#### General approvals



Approval	Standard	Certificate Name
CB DEKRA Certification B.V.	IEC 61984	NL-102427
CSA CSA Group	C22.2	2315087
KEMA/KEUR DEKRA Certification B.V.	EN 61984	71-133740

#### Declarations of conformity and manufacturer's declarations



Approval	Standard	Certificate Name
Railway WAGO GmbH & Co. KG	-	Z00004424.000

### Downloads

#### Environmental Product Compliance

##### Compliance Search



### Documentation

#### Additional Information

Technical Section	03.04.2019	pdf 2027.26 KB	
		pdf 535.32 KB	

## CAD/CAE-Data

CAD data



PCB Design



## 1 Compatible Products

## 1.1 System counterpart

## 1.1.1 Female connector/socket

**Item No.: 713-1105/107-000**

1-conductor female connector, 2-row; CA-GE CLAMP®; 1.5 mm<sup>2</sup>; Pin spacing 3.5 mm; 10-pole; 100% protected against mismatching; Screw flange; black

## 1.2 Optional Accessories

## 1.2.1 Coding


## 1.2.1.1 Coding

**Item No.: 714-101**

Coding key; orange

## Installation Notes

## Coding



Coding a male header by inserting a coding pin.