

Data Sheet | Item Number: 734-136/105-604/997-407

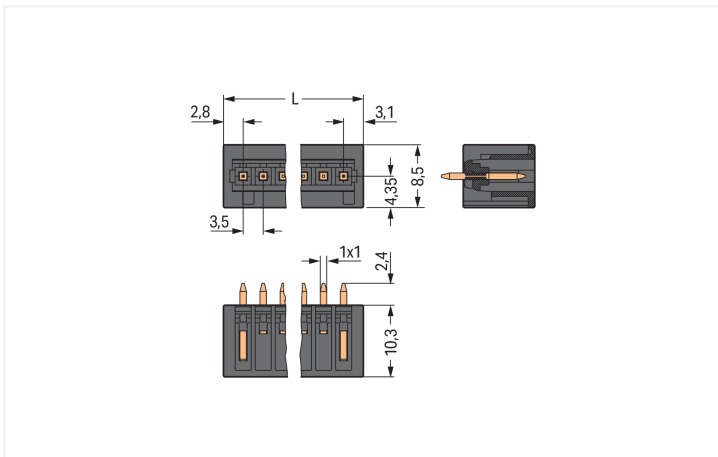
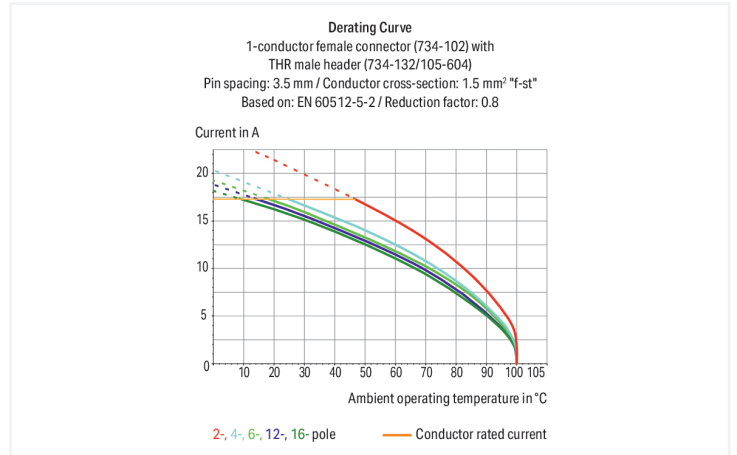
THR male header; 1.0 x 1.0 mm solder pin; straight; 100% protected against mismatching; in tape-and-reel packaging; Pin spacing 3.5 mm; 6-pole; black

<https://www.wago.com/734-136/105-604/997-407>

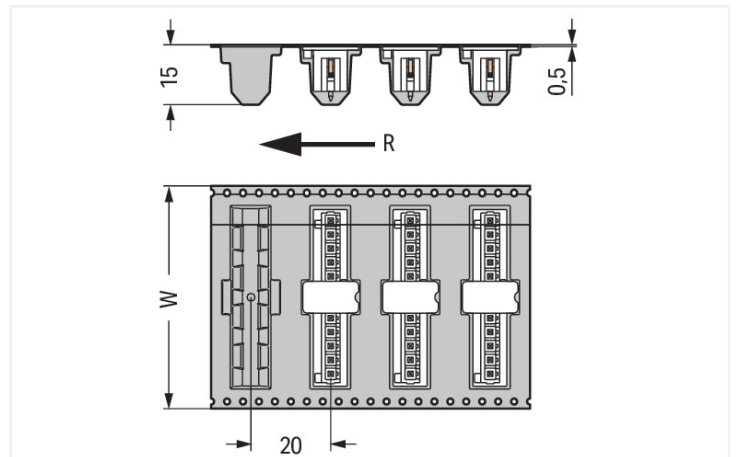


Color: ■ black

Similar to illustration



Dimensions in mm
L = (pole no. - 1) x pin spacing + 5.9 mm



Dimensions in mm
W = tape width
R = feed direction

Male connector, 734 Series, solder pin dimensions 1 x 1 mm

This male connector (item number 734-136/105-604/997-407) is designed for seamless electrical installations. The dimensions are (23.4 x 12.7 x 8.5) mm (width x height x depth).

The contact surface is coated with tin. The pcb connector is designed for THR soldering.

Notes

Safety Information

The MCS – MULTI CONNECTION SYSTEM includes connectors without breaking capacity in accordance with DIN EN 61984. When used as intended, these connectors must not be connected/disconnected when live or under load. When used as intended, these connectors must not be connected/disconnected when live or under load. The circuit design should ensure header pins, which can be touched, are not live when unmated.

Variants:

Other pole numbers
Other solder pin lengths
Gold-plated or partially gold-plated contact surfaces
Other versions (or variants) can be requested from WAGO Sales or configured at <https://configurator.wago.com/>.

Electrical data

| Ratings per | IEC/EN 60664-1 | | | Approvals per | UL 1059 | | |
|---------------------------------|----------------|--------|--------|---------------|---------|---|-------|
| Overvoltage category | III | III | II | Use group | B | C | D |
| Pollution degree | 3 | 2 | 2 | Rated voltage | 300 V | - | 300 V |
| Nominal voltage | 160 V | 160 V | 320 V | Rated current | 10 A | - | 10 A |
| Rated impulse withstand voltage | 2.5 kV | 2.5 kV | 2.5 kV | | | | |
| Rated current | 10 A | 10 A | 10 A | | | | |

| Approvals per | CSA | | |
|---------------|-------|---|-------|
| Use group | B | C | D |
| Rated voltage | 300 V | - | 300 V |
| Rated current | 10 A | - | 10 A |

Connection data

| | | | |
|----------------------------|---|---------------------|---|
| Total number of potentials | 6 | Connection 1 | |
| Number of connection types | 1 | Pole number | 6 |
| Number of levels | 1 | | |

Physical data

| | |
|--|--------------------------|
| Pin spacing | 3.5 mm / 0.138 inches |
| Width | 23.4 mm / 0.921 inches |
| Height | 12.7 mm / 0.5 inches |
| Height from the surface | 10.3 mm / 0.406 inches |
| Depth | 8.5 mm / 0.335 inches |
| Solder pin length | 2.4 mm |
| Solder pin dimensions | 1 x 1 mm |
| Plated through-hole diameter (THR) | 1.4 ^(+0.1) mm |
| Reel diameter of tape-and-reel packaging | 330 mm |
| Tape width | 56 mm |

Mechanical data

| | |
|--------------------------|-----|
| Variable coding | Yes |
| Anti-rotation protection | Yes |

Plug-in connection

| | |
|------------------------------------|---------------------|
| Contact type (pluggable connector) | Male connector/plug |
| Connector (connection type) | for PCB |
| Mismating protection | Yes |
| Mating direction to the PCB | 90 ° |

PCB contact

| | |
|-------------------------------------|--|
| PCB contact | THR |
| Solder pin arrangement | over the entire male connector (in-line) |
| Number of solder pins per potential | 1 |

Material data

| | |
|------------------------------------|--|
| Note (material data) | Information on material specifications can be found here |
| Color | black |
| Material group | I |
| Insulation material (main housing) | Polyphthalamide (PPA GF) |
| Flammability class per UL94 | V0 |
| Contact material | Electrolytic copper (E _{Cu}) |
| Contact Plating | Tin |
| Fire load | 0.034 MJ |
| Weight | 1.4 g |
| MSL per J-STD 020D | 1 |

Environmental requirements

| | |
|-------------------------|-----------------|
| Limit temperature range | -60 ... +100 °C |
| Processing temperature | -35 ... +60 °C |

Commercial data

| | |
|-----------------------|---------------|
| PU (SPU) | 200 pcs |
| Packaging type | Bag |
| Country of origin | DE |
| GTIN | 4044918842389 |
| Customs tariff number | 85366930000 |

Product Classification

| | |
|-------------|----------------------|
| UNSPSC | 39121409 |
| eCl@ss 10.0 | 27-44-04-02 |
| eCl@ss 9.0 | 27-44-04-02 |
| ETIM 9.0 | EC002637 |
| ETIM 8.0 | EC002637 |
| ECCN | NO US CLASSIFICATION |

Environmental Product Compliance

RoHS Compliance Status Compliant, No Exemption

Downloads

Environmental Product Compliance

Compliance Search ↓

Documentation

Additional Information

| | | | |
|-------------------|------------|-------------------|---|
| Technical Section | 03.04.2019 | pdf 2027.26 KB | ↓ |
| | | pdf 535.32 KB | ↓ |

CAD/CAE-Data

CAD data ↓

CAE data ↓

PCB Design

↓

↓

1 Compatible Products

1.1 System counterpart

1.1.1 Female connector/socket



Item No.: 734-106
 1-conductor female connector; CAGE CLAMP®; 1.5 mm²; Pin spacing 3.5 mm; 6-pole; 100% protected against mismatching; 1,50 mm²; light gray

1.2 Optional Accessories

1.2.1 Coding


1.2.1.1 Coding

Item No.: 734-159

Coding key; to be snapped above top level; black

Installation Notes

Coding



Coding a male header – fitting coding key(s).