



Data Sheet | Item Number: 285-1167

2-conductor through terminal block; 185 mm²; lateral marker slots; with fixing flanges; POWER CAGE CLAMP; 185,00 mm²; dark gray-yellow

<https://www.wago.com/285-1167>



Color: ■ dark gray/yellow

High-current terminal block, 285 Series, dark gray/yellow

This through terminal block (item number 285-1167) is designed for quick and simple connections. Ensure that the strip lengths are between 45 and 47 mm when connecting conductors to this through terminal block. This product features conductor terminals and utilizes POWER CAGE CLAMP. The POWER CAGE CLAMP is a reliable, maintenance-free, and universal way to connect large conductor cross-sections. You can also use it with all conductor types. The clamping point can be locked open and you do not need to use a torque wrench or prepare the conductor in any way, e.g., by crimping the ferrule. This through terminal block is suitable for conductor cross sections ranging from 50 mm² to 185 mm².

Electrical data

Ratings per	IEC/EN 60947-7-1		
Overvoltage category	III	III	II
Pollution degree	3	2	2
Nominal voltage	1000 V	-	-
Rated impulse withstand voltage	12 kV	-	-
Rated current	353 A	-	-

Ratings per IEC/EN 2	
Rated voltage (III / 3)	1500 V
Rated impulse withstand voltage (III/3)	12 kV

Approvals per	UL 1059		
Use group	B	C	D
Rated voltage	600 V	600 V	-
Rated current	310 A	310 A	-

Approvals per	CSA 22.2 No 158		
Use group	B	C	D
Rated voltage	1000 V	1000 V	-
Rated current	310 A	-	-

Power Loss	
Power loss, per pole (potential)	11.2148 W
Rated current I_N for power loss specification	353 A
Resistance value for specified, current-dependent power loss	9e-005 Ω

General information	
Voltage type 1	AC/DC
Voltage type 2	DC
Wiring direction	Side-entry wiring

Connection Data

Clamping units	2
Total number of potentials	1
Number of levels	1
Number of jumper slots	2

Connection 1

Connection technology	POWER CAGE CLAMP
Actuation type	T-wrench; 8 mm
Connectable conductor materials	Copper
Nominal cross-section	185 mm ² / 350 kcmil
Solid conductor	50 ... 185 mm ² / 1/0 AWG ... 350 kcmil
Stranded conductor	50 ... 185 mm ² / 1/0 AWG ... 350 kcmil
Fine-stranded conductor	50 ... 185 mm ² / 1/0 AWG ... 350 kcmil
Fine-stranded conductor; with insulated ferrule	50 ... 150 mm ² / 1/0 AWG ... 300 kcmil
Fine-stranded conductor; with uninsulated ferrule	50 ... 185 mm ² / 1/0 AWG ... 350 kcmil
Strip length	45 ... 47 mm / 1.77 ... 1.85 inches
Wiring direction	Side-entry wiring

Physical data

Width	32 mm / 1.26 inches
Height from the surface	123 mm / 4.843 inches
Depth	170 mm / 6.693 inches

Mechanical data

Mounting type	Mounting flange
Mounting type	Panel mounting
Marking level	Side marking

Material data

Note (material data)	Information on material specifications can be found here
Color	dark gray/yellow
Material group	I
Insulation material (main housing)	Polyamide (PA66)
Flammability class per UL94	V0
Fire load	5.446 MJ
Weight	546.4 g

Environmental requirements

Processing temperature	-35 ... +85 °C
Continuous operating temperature	-60 ... +105 °C

Commercial data

PU (SPU)	4 pcs
Packaging type	Box
Country of origin	DE
GTIN	4055143424134
Customs tariff number	85369010000

Product Classification	
UNSPSC	39121410
eCl@ss 10.0	27-14-11-20
eCl@ss 9.0	27-14-11-20
ETIM 9.0	EC000897
ETIM 10.0	EC000897
ECCN	NO US CLASSIFICATION

Environmental Product Compliance	
RoHS Compliance Status	Compliant, No Exemption

Approvals / Certificates

General approvals



Approval	Standard	Certificate Name
CCA DEKRA Certification B.V.	EN 60947	NTR NL 7965
CSA CSA Group	C22.2	1151144
KEMA/KEUR DEKRA Certification B.V.	EN 60947	71-126013

Declarations of conformity and manufacturer's declarations

Approval	Standard	Certificate Name
EU-Declaration of Confor- mity WAGO GmbH & Co. KG	-	-
UK-Declaration of Confor- mity WAGO GmbH & Co. KG	-	-

Approvals for marine applications



Approval	Standard	Certificate Name
ABS American Bureau of Ship- ping	EN 60947	24-0152298-PDA

Downloads

Environmental Product Compliance

Compliance Search
Environmental Product Compliance 285-1167

Documentation

Bid Text

285-1167	19.02.2019	xml 3.93 KB	↓
285-1167	04.01.2018	doc 25.50 KB	↓

CAD/CAE-Data

CAD data

2D/3D Models 285-1167	↓
--------------------------	-------------------

CAE data

EPLAN Data Portal 285-1167	↓
ZUKEN Portal 285-1167	↓

1 Compatible Products

1.1 Optional Accessories

1.1.1 Cover

1.1.1.1 Cover



Item No.: [285-1178](#)

Finger guard; touchproof cover protects unused conductor entries and jumper slots; for 185 mm² high-current terminal blocks; yellow

1.1.2 Current and voltage tap

1.1.2.1 Current and voltage tap



Item No.: [855-1851/350-000](#)

Current and voltage tap up to 185 mm²; Primary rated current: 350 A; Secondary rated current: 1 A; Rated power: 0.2 VA; Accuracy class: 0.5; fused

1.1.3 Ferrule

1.1.3.1 Ferrule



Item No.: [216-445](#)

Ferrule; uninsulated; electro-tin plated

1.1.4 Installation

1.1.4.1 Mounting accessories



Item No.: 285-1179

Fixing element; for 185 mm² high-current terminal blocks; orange

1.1.5 Jumper

1.1.5.1 Jumper



Item No.: 285-1171

Jumper; insulated; gray

1.1.6 Marking

1.1.6.1 Marker



Item No.: 793-5501/000-006

WMB marking card; as card; for terminal block width 5 - 17.5 mm; stretchable 5 - 5.2 mm; plain; snap-on type; blue



Item No.: 793-5501/000-014

WMB marking card; as card; for terminal block width 5 - 17.5 mm; stretchable 5 - 5.2 mm; plain; snap-on type; brown



Item No.: 793-5501/000-007

WMB marking card; as card; for terminal block width 5 - 17.5 mm; stretchable 5 - 5.2 mm; plain; snap-on type; gray



Item No.: 793-5501/000-023

WMB marking card; as card; for terminal block width 5 - 17.5 mm; stretchable 5 - 5.2 mm; plain; snap-on type; green



Item No.: 793-5501/000-017

WMB marking card; as card; for terminal block width 5 - 17.5 mm; stretchable 5 - 5.2 mm; plain; snap-on type; light green



Item No.: 793-5501/000-012

WMB marking card; as card; for terminal block width 5 - 17.5 mm; stretchable 5 - 5.2 mm; plain; snap-on type; orange



Item No.: 793-5501/000-005

WMB marking card; as card; for terminal block width 5 - 17.5 mm; stretchable 5 - 5.2 mm; plain; snap-on type; red



Item No.: 793-5501/000-024

WMB marking card; as card; for terminal block width 5 - 17.5 mm; stretchable 5 - 5.2 mm; plain; snap-on type; violet



Item No.: 793-5501

WMB marking card; as card; for terminal block width 5 - 17.5 mm; stretchable 5 - 5.2 mm; plain; snap-on type; white



Item No.: 793-5501/000-002

WMB marking card; as card; for terminal block width 5 - 17.5 mm; stretchable 5 - 5.2 mm; plain; snap-on type; yellow



Item No.: 793-501/000-006

WMB marking card; as card; not stretchable; plain; snap-on type; blue



Item No.: 793-501/000-007

WMB marking card; as card; not stretchable; plain; snap-on type; gray



Item No.: 793-501/000-023

WMB marking card; as card; not stretchable; plain; snap-on type; green



Item No.: 793-501/000-017

WMB marking card; as card; not stretchable; plain; snap-on type; light green



Item No.: 793-501/000-012

WMB marking card; as card; not stretchable; plain; snap-on type; orange



Item No.: 793-501/000-005

WMB marking card; as card; not stretchable; plain; snap-on type; red



Item No.: 793-501/000-024

WMB marking card; as card; not stretchable; plain; snap-on type; violet



Item No.: 793-501

WMB marking card; as card; not stretchable; plain; snap-on type; white



Item No.: 793-501/000-002

WMB marking card; as card; not stretchable; plain; snap-on type; yellow



Item No.: 2009-115/000-006

WMB-Inline; for Smart Printer; 1500 pieces on roll; stretchable 5 - 5.2 mm; plain; snap-on type; blue



Item No.: 2009-115/000-007

WMB-Inline; for Smart Printer; 1500 pieces on roll; stretchable 5 - 5.2 mm; plain; snap-on type; gray



Item No.: 2009-115/000-023

WMB-Inline; for Smart Printer; 1500 pieces on roll; stretchable 5 - 5.2 mm; plain; snap-on type; green



Item No.: 2009-115/000-017

WMB-Inline; for Smart Printer; 1500 pieces on roll; stretchable 5 - 5.2 mm; plain; snap-on type; light green



Item No.: 2009-115/000-012

WMB-Inline; for Smart Printer; 1500 pieces on roll; stretchable 5 - 5.2 mm; plain; snap-on type; orange



Item No.: 2009-115/000-005

WMB-Inline; for Smart Printer; 1500 pieces on roll; stretchable 5 - 5.2 mm; plain; snap-on type; red



Item No.: 2009-115/000-024

WMB-Inline; for Smart Printer; 1500 pieces on roll; stretchable 5 - 5.2 mm; plain; snap-on type; violet



Item No.: 2009-115

WMB-Inline; for Smart Printer; 1500 pieces on roll; stretchable 5 - 5.2 mm; plain; snap-on type; white



Item No.: 2009-115/000-002

WMB-Inline; for Smart Printer; 1500 pieces on roll; stretchable 5 - 5.2 mm; plain; snap-on type; yellow

1.1.6.2 Marking strip



Item No.: 2009-110

Marking strips; for Smart Printer; on reel; not stretchable; plain; snap-on type; white

1.1.7 Power tap

1.1.7.1 Power tap



Item No.: 285-1175

Power tap; for 185 mm² high-current terminal blocks; gray

1.1.8 Protective warning marker

1.1.8.1 Cover



Item No.: 285-1177

Protective warning marker; with high-voltage symbol, black; yellow



Item No.: 285-1176

Protective warning marker; yellow

1.1.9 Tool

1.1.9.1 Operating tool



Item No.: 285-172

Allen wrench; with a partially insulated shaft; green




Item No.: 285-173

Allen wrench; with a partially insulated shaft; with anti-rotation protection; green

Installation Notes



Installation



Optionally, insert block-to-block connector (285-1179) into housing slot.



Align and snap high-current, through terminal blocks together.



Secure the terminal block to a mounting plate using two M8 cylinder-head screws and appropriate washers.