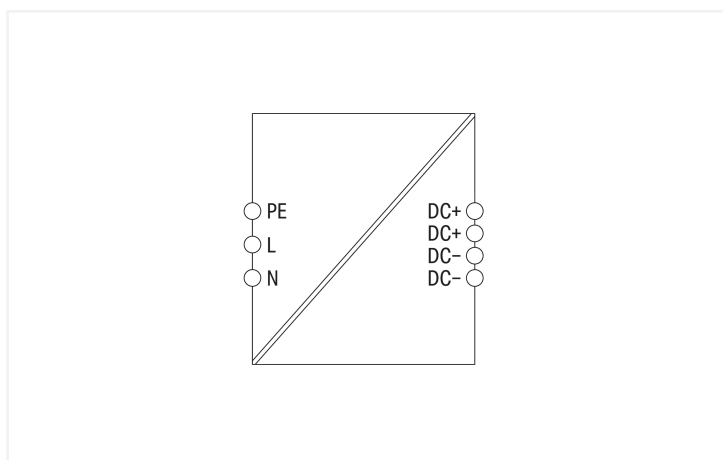


Data Sheet | Item Number: 787-1202

Switched-mode power supply; Compact; 1-phase; 24 VDC output voltage; 1.3 A output current; DC-OK LED

<https://www.wago.com/787-1202>



Features:

- Switched-mode power supply
- Stepped profile for installation in standard distribution boards
- Removable front panel and screw mounts for alternative installation in distribution boxes or devices
- Pluggable *picoMAX*® Connection Technology (tool-free)
- Suitable for both parallel and series operation
- Electrically isolated output voltage (SELV) per EN 60335-1 and UL 60950-1; PELV per EN 60204

Technical data

Input	
Phases	1
Nominal input voltage $U_{i, nom}$	1 x 100 ... 240 VAC
Input voltage range	1 x 85 ... 264 VAC; 125 ... 375 VDC
Input voltage derating	-2 %/V (< 100 VAC); -1.33 %/V (< 140 VDC)
Nominal mains frequency range	47 ... 63 Hz; 0 Hz
Input current I_i	≤ 0.6 A
Discharge current	≤ 0.25 mA
Inrush current	≤ 20 A
Power factor	≥ 0.5

Input	
Power factor correction (PFC)	Passive
Mains failure hold-up time	≥ 70 ms

Output

Nominal output voltage $U_{o, nom}$	24 VDC (SELV)
Output voltage range	22 ... 26 VDC (adjustable)
Default Setting	24 VDC
Nominal output current $I_{o, nom}$	1.3 A
Nominal output power	31.2 W
Deviation	$\leq 1 \%$
Deviation, dynamic load change 10 ... 90 %	$\leq 1 \%$
Residual ripple	≤ 100 mV (peak-to-peak)
Overload behavior	Constant power (in overload range: 1.05 ... 1.35 x $I_{o, nom}$); Shutdown and automatic restart in the event of a short circuit or permanent overload

Signaling and Communication

Signaling	1 x DC OK LED (green)
Operation status indicator	Green LED (U_o)

Efficiency/Power Losses

Power loss P_l	≤ 0.43 W
Power loss (max.) $P_{l(max)}$	5.5 W (100 VAC / 24 VDC; 1.3 A)
Efficiency (typ.)	87 % (230 VAC); 82 % (110 VAC)

Circuit Protection

Internal fuse	T 1 A / 250 VAC
Pre-fuse (required)	An external DC fuse is required for the DC input voltage.
Backup fuse (recommended)	Circuit breaker: 6 A (C characteristic), 10 A (B characteristic) or higher

Safety and protection

Isolation voltage (pri.-sec.)	4.242 kVDC
Protection class	I
Protection type	IP20; per EN 60529
Resistance to reverse feed	≤ 35 VDC
Pollution degree	2
Transient suppression (primary)	Varistor
Overvoltage protection; secondary	≤ 31 VDC (in the event of a fault)
Short-circuit-protected	Yes
Open-circuit-proof	Yes
Parallel operation	Yes
Series operation	Yes
MTBF	> 700,000 h (per IEC 61709)

Connection Data

Connection 1

Connection type	Input/output
Connection technology	Push-in CAGE CLAMP®
WAGO connector	<i>picoMAX</i> ® 5.0, WAGO 2092 Series
Solid conductor	0.2 ... 2.5 mm ² / 24 ... 12 AWG
Fine-stranded conductor	0.2 ... 2.5 mm ² / 24 ... 12 AWG
Strip length	9 ... 10 mm / 0.35 ... 0.39 inches

Physical data

Width	54 mm / 2.126 inches
Height	90 mm / 3.543 inches
Depth	56 mm / 2.205 inches
Depth from upper-edge of DIN-rail	52.5 mm / 2.067 inches
Note (dimensions)	Depth: 48 mm (without cover)

Mechanical data

Housing design	DIN-rail-mount enclosure
Mounting type	DIN-35 rail Screw mount (back/side)

Material data

Flammability class per UL94	V0
Fire load	0 MJ
Weight	239.3 g

Environmental requirements

Ambient temperature (operation)	-25 ... +70 °C
Ambient temperature (storage)	-40 ... +85 °C
Relative humidity	≤ 95 % (no condensation permissible)
Derating	-2.66 %/K (> 55 °C)
Climatic category	3K3 (per EN 60721; except for low air pressure)

Standards and Specifications

Conformity marking	CE
Standards/specifications	EN 61204-3 EN 60335-1 EN 62368-1 UL 60950-1 UL 508

Commercial data

PU (SPU)	1 pcs
Packaging type	Box
Country of origin	CN
GTIN	4055143907866
Customs tariff number	85044083900

Product Classification

UNSPSC	39121004
eCl@ss 10.0	27-04-07-01
eCl@ss 9.0	27-04-07-01
ETIM 9.0	EC002540
ETIM 10.0	EC002540
ECCN	NO US CLASSIFICATION

Environmental Product Compliance

RoHS Compliance Status	Compliant, No Exemption
SCIP notification number (Bulgaria)	4da49159-bd5d-44a9-b5c2-9ad5ff633f38
SCIP notification number (Czech Republic)	6304604f-d1fd-48e3-9bdc-aac6d5042e4e

Approvals / Certificates

General approvals **Declarations of conformity and manufacturer's declarations**



Approval	Standard	Certificate Name
EAC GZO Almaty Standart	TP TC 004/2011	EAC CoC 03078
EAC GZO Almaty Standart	TP TC 020/2011	EAC CoC 03081
UL Underwriters Laboratories Inc.	UL 508	E255817
UR Underwriters Laboratories Inc.	UL 60950-1	E255815

Approval	Standard	Certificate Name
EU-Declaration of Confor- mity WAGO GmbH & Co. KG	-	-

Downloads

Environmental Product Compliance

Compliance Search
Environmental Product Compliance 787-1202 ↓





Documentation

Manual			
Product Manual COM-PACT Power; 1-Phase	V 1.0.0 24.11.2020	pdf 1451.21 KB	↓

Bid Text			
787-1202	04.07.2019	xml 7.13 KB	↓
787-1202	12.06.2019	docx 20.66 KB	↓
ausschreiben.de 787-1202			↓

Instruction Leaflet		
Primär getaktete Stromversorgungen COMPACT		pdf 1527.06 KB ↓

CAD/CAE-Data

CAD data	CAE data
2D/3D Models 787-1202 	EPLAN Data Portal 787-1202 
	WSCAD Universe 787-1202 
	ZUKEN Portal 787-1202 

1 Compatible Products

1.1 Optional Accessories

1.1.1 Strain relief

1.1.1.1 Gripping plate

**Item No.: 2092-1601**

Gripping plate; for female and male connectors; 1 part; Pin spacing 5 mm; 3- to 4-pole; light gray

1.1.2 Tool

1.1.2.1 Operating tool

**Item No.: 210-720**

Operating tool; Blade: 3.5 x 0.5 mm; with a partially insulated shaft; multicoloured

**Item No.: 210-769**

SCREWDRIVER; green