



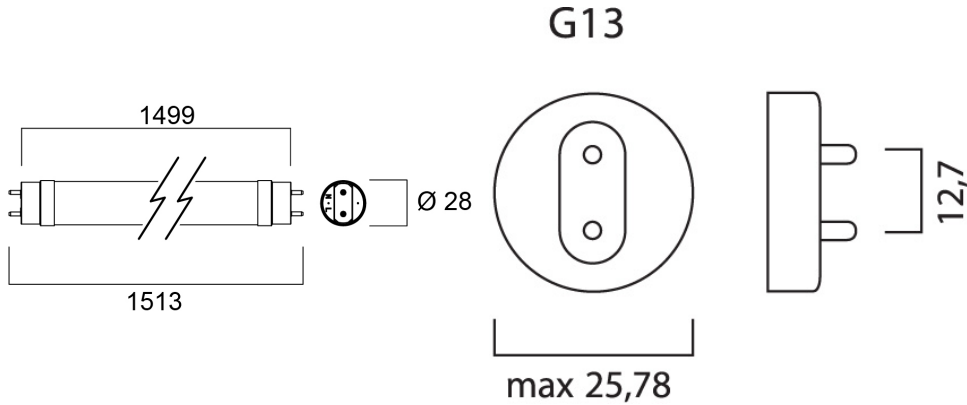
Features

- A range of high performance ToLEDo Superia T8 LED tubes with reminiscent look of fluorescent tubes High performance glass construction design High lumen output, with an impressive lumen efficacy of 185 lm/W Omnidirectional light distribution and wide beam angle Average rated life of 75,000 hours Lamp length - 1500mm High power factor 200,000 switching cycle 5 years warranty for complete peace of mind Compatible with electromagnetic gear / CCG and also suitable for direct mains operation (220-240V) No bending or discoloration over time Suitable for general illumination in offices, supermarkets, department stores, train stations, petrol stations, parking lots, waterproof luminaires and maintenance free applications

Product Overview

| | |
|---------------------------------|---|
| Product name | ToLEDo SUPERIA T8 CCG L1500 4100LM 865 75K PET SL |
| Technology | LED |
| Cap/Base | G13 |
| E-number FI | 4941355 |
| Colour temperature (K) | 6500 |
| CRI (Ra) | 80 |
| Colour Variation Initial (SDCM) | 6 |
| Photobiological Risk Group | RG0 |
| Wattage (W) | 22.2 |
| IP rating | IP20 |
| Product EAN number | 5410288302508 |
| Warranty | 5 years |

Technical drawings



Data table

GENERAL DATA

| | |
|---|--|
| Product name | ToLEDo SUPERIA T8 CCG L1500 4100LM 865 75K PET SL |
| Technology | LED |
| Cap/Base | G13 |
| Operating temperature range (°C) | -20°C...+55°C |
| E-number FI | 4941355 |
| Warranty | 5 years |

OPTICAL DATA

| | |
|--|------|
| Colour temperature (K) | 6500 |
| CRI (Ra) | 80 |
| Colour Variation Initial (SDCM) | 6 |
| Photobiological Risk Group | RG0 |

ELECTRICAL DATA

ToLEDo SUPERIA T8 CCG L1500 4100LM 865 75K PET SL 0030250

| | |
|--|------|
| Wattage (W) | 22.2 |
| Primary Supply/Product voltage - min (V) | 220 |
| Lamp power factor | 0.9 |
| Control gear required | No |
| Inrush Current (A) | 16.2 |
| Inrush Duration (μ s) | 50 |
| Lamp Energy Label (class) | C |

LIFETIME DATA

| | |
|------------------|-------|
| Lifespan L70 B50 | 75000 |
|------------------|-------|

PHYSICAL DATA

| | |
|-------------------------------|------|
| IP rating | IP20 |
| Nominal Product Length (mm) | 1499 |
| Nominal Product Diameter (mm) | 28 |
| Weight (kg) | 0.26 |

PACKAGING

| | |
|--------------------------------------|----------------|
| Single packaging type | Carton |
| Product EAN number | 5410288302508 |
| Packaging single width (cm) | 2.9 |
| Packaging single depth (cm) | 2.9 |
| DUN14 (outer) | 15410288302505 |
| Packaging outer length / height (cm) | 161.0 |

SAFETY DATA

| | |
|---|---------------------------------------|
| Optimal operating condition ($^{\circ}$ C) | -20-55 |
| Breakage cleaning instructions | Not applicable |
| Special purpose lamp | No |
| Dry applications use only | No |
| Suitable for household illumination | No |
| Safety message | Suitable for totally enclosed fixture |

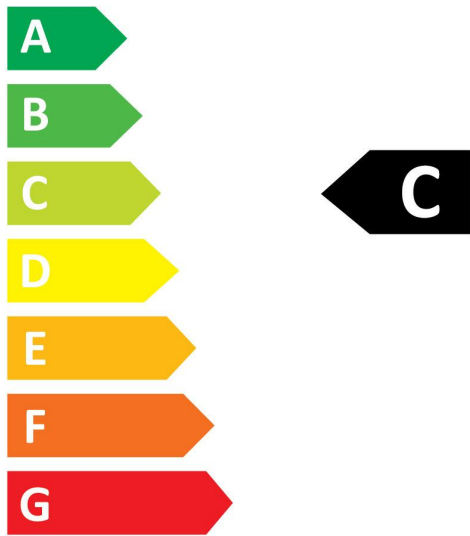
SYLVANIA

ToLEDo SUPERIA T8 CCG L1500 4100LM 865 75K PET SL
0030250

Energy label



0030250



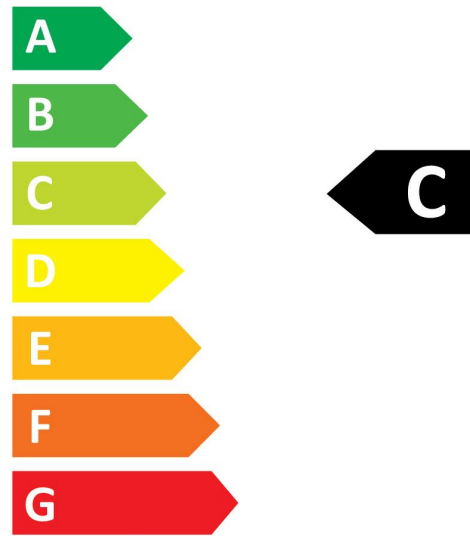
23
kWh/1000h



2019/2015



0030250



23
kWh/1000h



2019/2015