

Color: ■ gray

Current transformer terminal block, 282 Series, gray

Our current transformer terminal block (item number 282-841/049-000) simplifies electrical installations. Ensure that the strip lengths are between 12 mm and 13 mm when connecting conductors to this current transformer terminal block. This product incorporates conductor terminals and utilizes CAGE CLAMP®. Our highly-rated and maintenance-free CAGE CLAMP® connection makes it easy to connect all conductor types without having to prepare the conductor. For example, you don't need to crimp ferrules. This current transformer terminal block is suitable for conductor cross sections ranging from 0.2 mm² to 6 mm². It has one level. You can connect a single potential using the two clamping points. The gray housing is made of polyamide (PA66) for insulation. These function terminal blocks are mounted using DIN-35 rails..

Electrical data			
Ratings per IEC/EN		Power Loss	
Nominal voltage (III/3)	500 V	Power loss, per pole (potential)	0.702 W
Rated impulse withstand voltage (III / 3)	6 kV	Rated current I _N for specified power loss	30 A
Rated current	30 A	Resistance value for specified, current-dependent power loss	0.00078 Ω
Legend (ratings)	(III / 3) Δ Overvoltage category III / Pollution degree 3		

Connection data			
Clamping units	2	Connection 1	
Total number of potentials	1	Connection technology	CAGE CLAMP®
Number of levels	1	Actuation type	Operating tool
		Connectable conductor materials	Copper
		Solid conductor	0.2 ... 6 mm² / 24 ... 10 AWG
		Fine-stranded conductor	0.2 ... 6 mm² / 24 ... 10 AWG
		Strip length	12 ... 13 mm / 0.47 ... 0.51 inches
		Wiring direction	Front-entry wiring



Physical data	
Width	8 mm / 0.315 inches
Height	98 mm / 3.858 inches
Depth from upper-edge of DIN-rail	46.5 mm / 1.831 inches

Mechanical data	
Design	angled
Mounting type	DIN-35 rail
Marking level	Center/side marking

Material data	
Note (material data)	Information on material specifications can be found here
Color	gray
Material group	I
Insulation material (main housing)	Polyamide (PA66)
Flammability class per UL94	V0
Fire load	0.362 MJ
Weight	20.6 g

Environmental requirements	
Processing temperature	-35 ... +85 °C
Continuous operating temperature	-60 ... +105 °C

Commercial data	
Product Group	1 (Rail Mounted Terminal Blocks)
eCl@ss 10.0	27-14-11-20
eCl@ss 9.0	27-14-11-20
ETIM 9.0	EC000897
ETIM 8.0	EC000897
PU (SPU)	20 pcs
Packaging type	Box
Country of origin	CN
GTIN	4050821227540
Customs tariff number	85369010000

Environmental Product Compliance	
RoHS Compliance Status	Compliant, No Exemption

Approvals / Certificates

General approvals			Declarations of conformity and manufacturer's declarations		
Approval	Standard	Certificate Name	Approval	Standard	Certificate Name
CCA DEKRA Certification B.V.	EN 60947	NTR NL 7894	EU-Declaration of Confor- mity WAGO GmbH & Co. KG	-	-
KEMA/KEUR DEKRA Certification B.V.	EN 60947	71-120778	UK-Declaration of Confor- mity WAGO GmbH & Co. KG	-	-



Downloads

Environmental Product Compliance

Compliance Search

Environmental Product Compliance
282-841/049-000

↓

Documentation

Additional Information

Technical Section

pdf

2246.92 KB

↓

Bid Text

282-841/049-000

19.02.2019

xml

3.23 KB

↓

282-841/049-000

06.11.2017

doc

25.00 KB

↓

CAD/CAE-Data

CAD data

2D/3D Models
282-841/049-000

↓

CAE data

EPLAN Data Portal
282-841/049-000

↓

WSCAD Universe
282-841/049-000


↓

1 Compatible Products


1.1 Required Accessories

1.1.1 End plate

1.1.1.1 End plate



Item No.: 282-360
End and separator plate; for 2-conductor longitudinal switching disconnect terminal block; 1.5 mm thick; gray




Item No.: 282-365
End and separator plate; for 2-conductor longitudinal switching disconnect terminal block; 1.5 mm thick; orange


1.2 Optional Accessories

1.2.1 DIN-rail


1.2.1.1 Mounting accessories




Item No.: 210-196
Aluminum carrier rail; 35 x 8.2 mm; 1.6 mm thick; 2 m long; unslotted; similar to EN 60715; silver-colored




Item No.: 210-198
Copper carrier rail; 35 x 15 mm; 2.3 mm thick; 2 m long; unslotted; according to EN 60715; copper-colored




Item No.: 210-508
Steel carrier rail; 35 x 15 mm; 1.5 mm thick; 2 m long; slotted; galvanized; similar to EN 60715; silver-colored




Item No.: 210-197
Steel carrier rail; 35 x 15 mm; 1.5 mm thick; 2 m long; slotted; similar to EN 60715; silver-colored




Item No.: 210-506
Steel carrier rail; 35 x 15 mm; 1.5 mm thick; 2 m long; unslotted; galvanized; similar to EN 60715; silver-colored



Item No.: 210-114
Steel carrier rail; 35 x 15 mm; 1.5 mm thick; 2 m long; unslotted; similar to EN 60715; silver-colored



Item No.: 210-118
Steel carrier rail; 35 x 15 mm; 2.3 mm thick; 2 m long; unslotted; according to EN 60715; silver-colored



Item No.: 210-115
Steel carrier rail; 35 x 7.5 mm; 1 mm thick; 2 m long; slotted; according to EN 60715; "Hole width 18 mm; silver-colored



1.2.1.1 Mounting accessories



Item No.: 210-112
Steel carrier rail; 35 x 7.5 mm; 1 mm thick; 2 m long; slotted; according to EN 60715; "Hole width 25 mm; silver-colored



Item No.: 210-504
Steel carrier rail; 35 x 7.5 mm; 1 mm thick; 2 m long; slotted; galvanized; according to EN 60715; silver-colored



Item No.: 210-113
Steel carrier rail; 35 x 7.5 mm; 1 mm thick; 2 m long; unslotted; according to EN 60715; silver-colored



Item No.: 210-505
Steel carrier rail; 35 x 7.5 mm; 1 mm thick; 2 m long; unslotted; galvanized; according to EN 60715; silver-colored

1.2.2 Ferrule

1.2.2.1 Ferrule



Item No.: 216-262
Ferrule; Sleeve for 0.75 mm² / 18 AWG; insulated; electro-tin plated; electrolytic copper; gastight crimped; acc. to DIN 46228, Part 4/09.90; gray



Item No.: 216-263
Ferrule; Sleeve for 1 mm² / AWG 18; insulated; electro-tin plated; electrolytic copper; gastight crimped; acc. to DIN 46228, Part 4/09.90; red



Item No.: 216-264
Ferrule; Sleeve for 1.5 mm² / AWG 16; insulated; electro-tin plated; electrolytic copper; gastight crimped; acc. to DIN 46228, Part 4/09.90; black



Item No.: 216-266
Ferrule; Sleeve for 2.5 mm² / AWG 14; insulated; electro-tin plated; electrolytic copper; gastight crimped; acc. to DIN 46228, Part 4/09.90; blue



Item No.: 216-267
Ferrule; Sleeve for 4 mm² / AWG 12; insulated; electro-tin plated; electrolytic copper; gastight crimped; acc. to DIN 46228, Part 4/09.90; gray

1.2.3 Installation

1.2.3.1 Cover



Item No.: 709-154
Cover; Type 2; suitable for cover carrier, type 2; 1 m long; transparent

1.2.3.2 Cover carrier



Item No.: 709-168
Cover carrier; Type 2; incl. fixing/retaining screws and knurled nut; suitable for 283 to 285 Series rail-mounted terminal blocks; suitable for 279 to 281 Series double- and triple-deck terminal blocks; suitable for 780 to 785, 775, 776 and 777 Series TOP-JOB® rail-mounted terminal blocks; suitable for 280 Series sensor and actuator terminal blocks; suitable for 282 Series disconnect/test terminal blocks for transformer circuits; gray

1.2.3.3 Mounting accessories



Item No.: 209-106
Mounting carrier; for isolated mounting on DIN 35 rails; gray



Item No.: 249-116
Screwless end stop; 6 mm wide; for DIN-rail 35 x 15 and 35 x 7.5; gray



1.2.4 Jumper

1.2.4.1 Jumper



[Item No.: 282-440](#)
Jumper; 10-way; insulated; orange



[Item No.: 282-432](#)
Jumper; 2-way; insulated; orange



[Item No.: 282-432/100-000](#)
Jumper; 2-way; insulated; orange



[Item No.: 282-433](#)
Jumper; 3-way; insulated; orange



[Item No.: 282-433/100-000](#)
Jumper; 3-way; insulated; orange



[Item No.: 282-434](#)
Jumper; 4-way; insulated; orange



[Item No.: 282-434/100-000](#)
Jumper; 4-way; insulated; orange



[Item No.: 282-435](#)
Jumper; 5-way; insulated; orange



[Item No.: 282-436](#)
Jumper; 6-way; insulated; orange



[Item No.: 282-437](#)
Jumper; 7-way; insulated; orange



[Item No.: 282-438](#)
Jumper; 8-way; insulated; orange



[Item No.: 282-439](#)
Jumper; 9-way; insulated; orange



[Item No.: 282-435/011-000](#)
Jumper; insulated; orange



[Item No.: 282-435/300-000](#)
Jumper; insulated; orange



[Item No.: 282-435/301-000](#)
Jumper; insulated; orange



[Item No.: 282-436/301-000](#)
Jumper; insulated; orange



[Item No.: 282-436/304-000](#)
Jumper; insulated; orange



[Item No.: 282-437/011-000](#)
Jumper; insulated; orange



[Item No.: 282-437/012-000](#)
Jumper; insulated; orange



[Item No.: 282-438/300-000](#)
Jumper; insulated; orange



[Item No.: 282-438/301-000](#)
Jumper; insulated; orange



[Item No.: 282-439/011-000](#)
Jumper; insulated; orange

1.2.5 Marking

1.2.5.1 Marker



[Item No.: 2009-145/000-006](#)
Mini-WSB Inline; for Smart Printer; 1700 pieces on roll; stretchable 5 - 5.2 mm; plain; snap-on type; blue



[Item No.: 2009-145/000-007](#)
Mini-WSB Inline; for Smart Printer; 1700 pieces on roll; stretchable 5 - 5.2 mm; plain; snap-on type; gray



[Item No.: 2009-145/000-023](#)
Mini-WSB Inline; for Smart Printer; 1700 pieces on roll; stretchable 5 - 5.2 mm; plain; snap-on type; green



[Item No.: 2009-145/000-012](#)
Mini-WSB Inline; for Smart Printer; 1700 pieces on roll; stretchable 5 - 5.2 mm; plain; snap-on type; orange



[Item No.: 2009-145/000-005](#)
Mini-WSB Inline; for Smart Printer; 1700 pieces on roll; stretchable 5 - 5.2 mm; plain; snap-on type; red



[Item No.: 2009-145/000-024](#)
Mini-WSB Inline; for Smart Printer; 1700 pieces on roll; stretchable 5 - 5.2 mm; plain; snap-on type; violet



[Item No.: 2009-145](#)
Mini-WSB Inline; for Smart Printer; 1700 pieces on roll; stretchable 5 - 5.2 mm; plain; snap-on type; white



[Item No.: 2009-145/000-002](#)
Mini-WSB Inline; for Smart Printer; 1700 pieces on roll; stretchable 5 - 5.2 mm; plain; snap-on type; yellow



[Item No.: 248-501/000-006](#)
Mini-WSB marking card; as card; not stretchable; plain; snap-on type; blue



[Item No.: 248-501/000-007](#)
Mini-WSB marking card; as card; not stretchable; plain; snap-on type; gray



[Item No.: 248-501/000-023](#)
Mini-WSB marking card; as card; not stretchable; plain; snap-on type; green



[Item No.: 248-501/000-017](#)
Mini-WSB marking card; as card; not stretchable; plain; snap-on type; light green



[Item No.: 248-501/000-012](#)
Mini-WSB marking card; as card; not stretchable; plain; snap-on type; orange



[Item No.: 248-501/000-005](#)
Mini-WSB marking card; as card; not stretchable; plain; snap-on type; red



[Item No.: 248-501/000-024](#)
Mini-WSB marking card; as card; not stretchable; plain; snap-on type; violet



[Item No.: 248-501](#)
Mini-WSB marking card; as card; not stretchable; plain; snap-on type; white



[Item No.: 248-501/000-002](#)
Mini-WSB marking card; as card; not stretchable; plain; snap-on type; yellow



[Item No.: 793-5501/000-006](#)
WMB marking card; as card; for terminal block width 5 - 17.5 mm; stretchable 5 - 5.2 mm; plain; snap-on type; blue



[Item No.: 793-5501/000-014](#)
WMB marking card; as card; for terminal block width 5 - 17.5 mm; stretchable 5 - 5.2 mm; plain; snap-on type; brown



[Item No.: 793-5501/000-007](#)
WMB marking card; as card; for terminal block width 5 - 17.5 mm; stretchable 5 - 5.2 mm; plain; snap-on type; gray



1.2.5.1 Marker



Item No.: 793-5501/000-023
WMB marking card; as card; for terminal block width 5 - 17.5 mm; stretchable 5 - 5.2 mm; plain; snap-on type; green



Item No.: 793-5501/000-017
WMB marking card; as card; for terminal block width 5 - 17.5 mm; stretchable 5 - 5.2 mm; plain; snap-on type; light green



Item No.: 793-5501/000-012
WMB marking card; as card; for terminal block width 5 - 17.5 mm; stretchable 5 - 5.2 mm; plain; snap-on type; orange



Item No.: 793-5501/000-005
WMB marking card; as card; for terminal block width 5 - 17.5 mm; stretchable 5 - 5.2 mm; plain; snap-on type; red



Item No.: 793-5501/000-024
WMB marking card; as card; for terminal block width 5 - 17.5 mm; stretchable 5 - 5.2 mm; plain; snap-on type; violet



Item No.: 793-5501
WMB marking card; as card; for terminal block width 5 - 17.5 mm; stretchable 5 - 5.2 mm; plain; snap-on type; white



Item No.: 793-5501/000-002
WMB marking card; as card; for terminal block width 5 - 17.5 mm; stretchable 5 - 5.2 mm; plain; snap-on type; yellow



Item No.: 794-5553/000-002
WMB marking card; as card; MARKED; k/I (each 50); stretchable 5 - 5.2 mm; Horizontal marking; snap-on type; yellow



Item No.: 794-5554/000-006
WMB marking card; as card; MARKED; U/V (each 50x); stretchable 5 - 5.2 mm; Horizontal marking; snap-on type; blue



Item No.: 793-501/000-006
WMB marking card; as card; not stretchable; plain; snap-on type; blue



Item No.: 793-501/000-007
WMB marking card; as card; not stretchable; plain; snap-on type; gray



Item No.: 793-501/000-023
WMB marking card; as card; not stretchable; plain; snap-on type; green



Item No.: 793-501/000-017
WMB marking card; as card; not stretchable; plain; snap-on type; light green



Item No.: 793-501/000-012
WMB marking card; as card; not stretchable; plain; snap-on type; orange



Item No.: 793-501/000-005
WMB marking card; as card; not stretchable; plain; snap-on type; red



Item No.: 793-501/000-024
WMB marking card; as card; not stretchable; plain; snap-on type; violet



Item No.: 793-501
WMB marking card; as card; not stretchable; plain; snap-on type; white



Item No.: 793-501/000-002
WMB marking card; as card; not stretchable; plain; snap-on type; yellow



Item No.: 2009-115/000-006
WMB-Inline; for Smart Printer; 1500 pieces on roll; stretchable 5 - 5.2 mm; plain; snap-on type; blue



Item No.: 2009-115/000-007
WMB-Inline; for Smart Printer; 1500 pieces on roll; stretchable 5 - 5.2 mm; plain; snap-on type; gray



Item No.: 2009-115/000-023
WMB-Inline; for Smart Printer; 1500 pieces on roll; stretchable 5 - 5.2 mm; plain; snap-on type; green



Item No.: 2009-115/000-017
WMB-Inline; for Smart Printer; 1500 pieces on roll; stretchable 5 - 5.2 mm; plain; snap-on type; light green



Item No.: 2009-115/000-012
WMB-Inline; for Smart Printer; 1500 pieces on roll; stretchable 5 - 5.2 mm; plain; snap-on type; orange



Item No.: 2009-115/000-024
WMB-Inline; for Smart Printer; 1500 pieces on roll; stretchable 5 - 5.2 mm; plain; snap-on type; violet



Item No.: 2009-115
WMB-Inline; for Smart Printer; 1500 pieces on roll; stretchable 5 - 5.2 mm; plain; snap-on type; white



Item No.: 2009-115/000-002
WMB-Inline; for Smart Printer; 1500 pieces on roll; stretchable 5 - 5.2 mm; plain; snap-on type; yellow

1.2.6 Protective warning marker

1.2.6.1 Cover



Item No.: 282-415
Protective warning marker; for 5 terminal blocks; with high-voltage symbol, black; yellow

1.2.7 Tool

1.2.7.1 Operating tool




Item No.: 210-721

Operating tool; Blade: 5.5 x 0.8 mm; with a partially insulated shaft; multicoloured


Installation Notes

Conductor termination




CAGE CLAMP® connection
Inserting a conductor.


Commoning



Jumper with safety lid
Jumper in pre-locked position



Jumper with safety lid
Longitudinal switching disconnect terminal blocks with inserted jumper, including safety lid




Jumper with safety lid
Jumper with raised safety lid



Jumper with safety lid
Removing a jumper via safety lid.



Jumper with safety lid
Remove jumper via operating tool.



Jumper with safety lid
Remove jumper via operating tool.

Testing



Testing via touch-proof 4 mm Ø test plugs (not available from WAGO, but offered by industry suppliers such as, Multi-Contact Deutschland GmbH).