

ToLEDo Superia T8 CCG and AC

ToLEDo SUPERIA T8 CCG L1200 3100LM 840 75K PET SL
0030246



Product features

- A range of high performance ToLEDo Superia T8 LED tubes with reminiscent look of fluorescent tubes
- High performance glass construction design
- High lumen output, with an impressive lumen efficacy of 185 lm/W
- Omnidirectional light distribution and wide beam angle
- Average rated life of 75,000 hours
- Lamp length - 1200mm
- High power factor
- 200,000 switching cycle
- 5 years warranty for complete peace of mind
- Compatible with electromagnetic gear / CCG and also suitable for direct mains operation (220-240V)
- No bending or discoloration over time
- Suitable for general illumination in offices, supermarkets, department stores, train stations, petrol stations, parking lots, waterproof luminaires and maintenance free applications



PRODUCT OVERVIEW

Product name	ToLEDo SUPERIA T8 CCG L1200 3100LM 840 75K PET SL
Technology	LED
Lamp shape	Tube, double-ended
Type	LED exchangeable
Cap/Base	G13
Lamp finish	Frosted/Coated
General application	Hospitality, Logistics & Industry, Residential & Consumer
ETIM Class	EC001959
E-number FI	4941351
Warranty	5 years
Colour temperature (K)	4000
Light colour	Cool White
CRI (Ra)	80
Colour Variation Initial (SDCM)	SDCM6
Beam Angle (°)	170
Photobiological Risk Group	RG0
Wattage (W)	16.8
Dimmable	No
IP rating	IP20
Product EAN number	5410288302461

DATA TABLE

General data

Product name	ToLEDo SUPERIA T8 CCG L1200 3100LM 840 75K PET SL
Technology	LED
Lamp shape	Tube, double-ended
Type	LED exchangeable
Cap/Base	G13

ToLEDo Superia T8 CCG and AC

ToLEDo SUPERIA T8 CCG L1200 3100LM 840 75K PET SL
0030246

Lamp finish	Frosted/Coated
General application	Hospitality, Logistics & Industry, Residential & Consumer
Operating temperature range (°C)	-20°C...+55°C
ETIM Class	EC001959
E-number FI	4941351
Warranty	5 years

Optical data

Colour temperature (K)	4000
Light colour	Cool White
CRI (Ra)	80
Colour Variation Initial (SDCM)	SDCM6
Beam Angle (°)	170
Photobiological Risk Group	RG0

Electrical data

Wattage (W)	16.8
Primary Supply/Product voltage - min (V)	220
Primary Supply/Product voltage - max (V)	240
Lamp power factor	0.9
Control gear required	No
Dimmable	No
Inrush Current (A)	10.4
Inrush Duration (µs)	50
Lamp Energy Label (class)	C

Lifetime data

Lifespan L70 B50	75000
------------------	-------

Physical data

IP rating	IP20
Nominal Product Length (mm)	1198
Nominal Product Diameter (mm)	28
Weight (kg)	0.19

Packaging

Single packaging type	Carton
Product EAN number	5410288302461
Packaging single length / height (cm)	125.1
Packaging single width (cm)	2.9
Packaging single depth (cm)	2.9
DUN14 (outer)	15410288302468
Units per outer package	10
Packaging outer length / height (cm)	130.0
Packaging outer width (cm)	23.1
Packaging outer depth (cm)	11.0

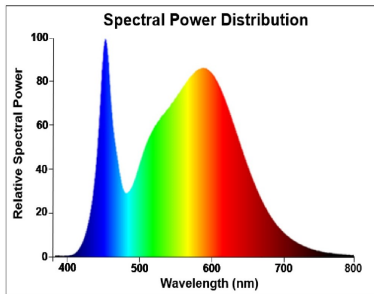
ToLEDo Superia T8 CCG and AC

ToLEDo SUPERIA T8 CCG L 1200 3100LM 840 75K PET SL
0030246

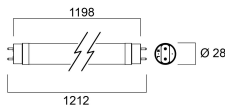
Safety data

Optimal operating condition (°C)	-20-55
Breakage cleaning instructions	Not applicable
Special purpose lamp	No
Suitable for household illumination	Yes
Safety message	Suitable for totally enclosed fixture

PHOTOMETRY



TECHNICAL DRAWINGS



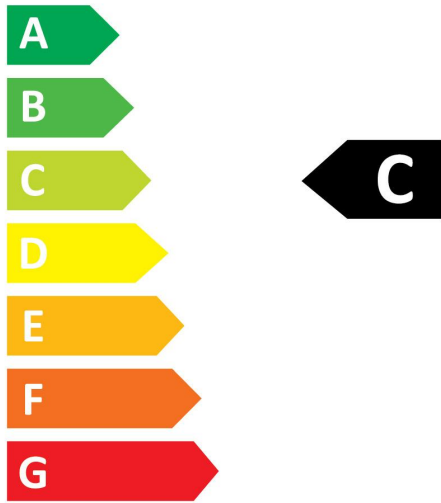
ToLEDo Superia T8 CCG and AC

ToLEDo SUPERIA T8 CCG L 1200 3100LM 840 75K PET SL
0030246



SYLVANIA

0030246



17
kWh/1000h



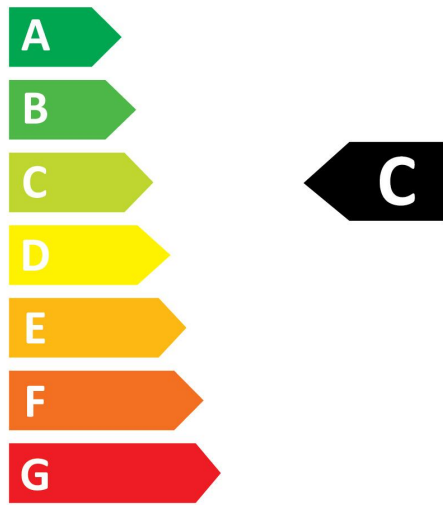
2019/2015

ToLEDo Superia T8 CCG and AC

ToLEDo SUPERIA T8 CCG L 1200 3100LM 840 75K PET SL
0030246



0030246



17
kWh/1000h



2019/2015