







gangbreedte 2m EVA-.SO - 1 LUX

Hoogte (m)		
1.5	2.8	6.7
2.0	3.1	7.5
2.5	3.2	8.4
3.0	1.9	8.6
3.5	1.5	8.0
4.0	1.2	4.4
4.5	1.0	3.6
5.0	0.5	3.3

gangbreedte 3m EVA-.SO - 1 LUX

Hoogte (m)		
1.5	3.1	7.1
2.0	3.4	7.5
2.5	3.6	8.4
3.0	3.6	8.9
3.5	3.6	9.2
4.0	3.0	9.2
4.5	1.6	8.5
5.0	1.4	5.8

gangbreedte 4m EVA-.SO - 1 LUX

Hoogte (m)		
1.5	3.5	7.7
2.0	3.7	8.5
2.5	4.0	9.0
3.0	4.1	9.5
3.5	4.1	9.8
4.0	4.1	10.0
4.5	3.7	10.2
5.0	1.3	9.9